

# SEO URL Generation Maintenance

Is this feature disabled?

Contact To Enable

This feature needs to be switched on for your site by Commerce Vision.

On this page:

- Overview
- Clear URL History Table
- SEO URL Generation Report
- Additional Information
  - Minimum Version Requirements
- Related help

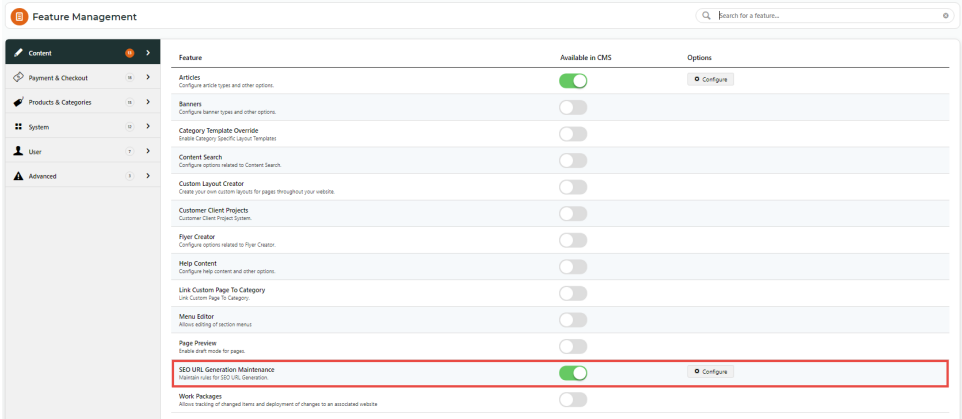
## Overview

SEO URL Generation Maintenance settings allow administrators to manage CMS online SEO rule generation and maintenance settings for categories, products and articles. This is an alternative to the ERP-integrated mode where SEO content is transferred from the ERP. When the online option is used, a scheduled task checks SEO content updates and [reports results and errors](#) to a nominated email address.

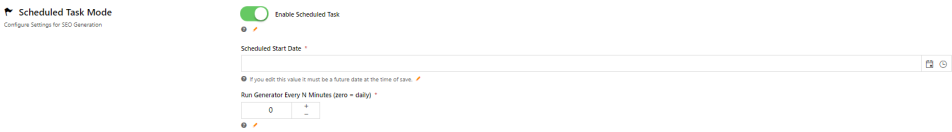
Rules are created, managed and updated in the [SEO URL Rule Maintenance](#) page.

## Enable and configure settings

1. In the CMS, go to **Settings Settings Feature Management Content**.
2. Toggle ON **SEO URL Generation Maintenance**, then click **Configure**.

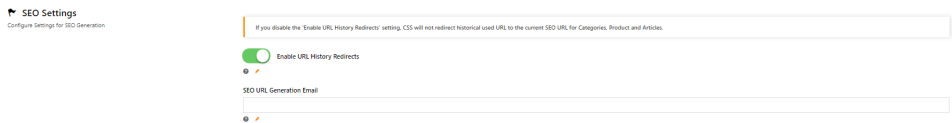


3. **Scheduled Task Mode** sets the starting date, time and frequency of the [task](#) that checks and applies the current rules to specific categories, products and articles. This ensures updated content is applied to re-generate any new SEO content. **NOTE** - For new updates to be applied, in [SEO URL Rule Maintenance](#), click the **Save and Generate All** button.



- a. **Enable Scheduled Task**: toggle ON for task to run
- b. **Schedule Start Date**: enter the date the schedule starts on
- c. **Run Generator Every N Minutes**: enter how often in number of minutes the task will run. Default: '0' (once a day).

## 4. SEO Settings



- a. **Enable URL History Redirects**: if disabled, historical used URLs are not redirected to the current SEO URL for Categories, Product and Articles.

- b. **SEO URL Generation Email:** enter the email address of the team member who receives the report each time the scheduled task is run.

## 5. Integration Settings,

**NOTE -** These settings are only relevant if your site uses the ERP integration mode to maintain SEO URLs. If **SEO URL population on Integration Enabled** is ON, the Online Maintenance mode will be disabled.

**Integration Settings**  
Configure settings for integration that affects SEO

☐ **SEO URL Population On Integration Enabled**  
Whether, during integration, we populate Product/Category/SeoUrl fields with the version sent (on) or just ignore sent SeoUrl field information (off) ✓

☐ **Overwrite SEO URL For Non Empty Rules**  
Whether integration is permitted to override an existing SeoUrl field value (non empty) during integration. This assumes 'SEO URL Population On Integration Enabled' setting is enabled also (above) ✓

☒ **Use Seo Url Category Prefixing On Products**  
✓

☐ **Seo Url Append Code**  
✓

**Category Prefixing On Products**  
/1/2/3/4/ProductSeoUrl ✓

**Seo Url Category Fields**  
Description ✓

**Seo Url Product Fields**  
Description ✓

- a. **SEO URL population on Integration Enabled:** Toggle ON to disable online maintenance and enable the ERP integrated mode.
- b. **Overwrite SEO URL for Non-empty Rules:** If an SEO field is not empty and the value does not match that from the ERP, toggle ON to use the ERP value.
- c. **Use SEO URL Category Prefixing on Products:** To include (sub-)categories in product URLs, toggle ON.
- d. **SEO URL Append Code:** To add the category code to the end of the URL, toggle ON.
- e. **Category Prefixing On Products:** To include one or more categories in product URLs, enter the prefixing rule. Default: /1/2/3/4/ProductSeoUrl **NOTE -** 1,2,3,4 refers to category levels. For instance, if you just want to include the top category, use the rule: /1/ProductSeoUrl
- f. **SEO URL Category Fields:** Enter which online category field(s) are included in the SEO URL . Default: Description
- g. **SEO URL Product Fields:** Enter which online product field are included in the product URL. Default: Description

## 6. To save your changes, click **Save & Exit**.

If online maintenance is in use, a warning message displays in the **SEO Fields** section in the record details page of a category, product or article. The message alerts content editors that changing any SEO fields will manually override URL generation for that record. A record with a manual change will not be included when the system updates records during the scheduled task.

**SEO Fields**  
Search Engine Optimisation related values

If you change SEO URL, Page Title Tag or Meta Tag Description fields the SEO generation functionality will no longer auto-generate a value for that field for this specific category in future.

**Seo Url**  
/Sports-and-Outdoors/Fitness/Exercise-Machines/Endurance-T10HRC-Treadmill-CV100Model2-CV100 ✓

**Page Title Tag**  
Exercise Machines - Endurance T10HRC Treadmill CV100Model2 - Company Name ✓

**Meta Description Tag**  
Endurance T10HRC Treadmill CV100Model2 ✓

If a record's SEO field has been edited, the user will be alerted that the record will not be updated:

**SEO Fields**  
Search Engine Optimisation related values

If you change SEO URL, Page Title Tag or Meta Tag Description fields the SEO generation functionality will no longer auto-generate a value for that field for this specific category in future.

The SEO URL will not be affected by the SEO generation functionality as this value was previously modified manually

**Seo Url**  
/cap-20lb-barbell-workout-bar-cv411 ✓

The Page Title Tag will not be affected by the SEO generation functionality as this value was previously modified manually

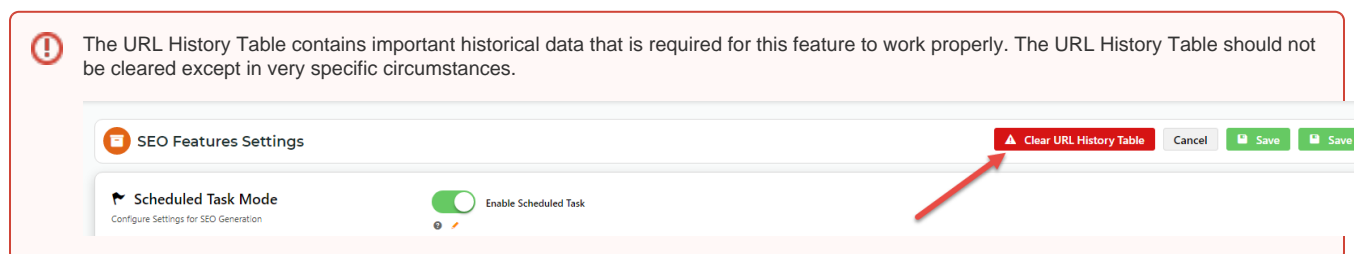
**Page Title Tag**  
Cap 20lb Barbell Workout Bar | Weights - CV DEMO ✓

The Meta Description Tag will not be affected by the SEO generation functionality as this value was previously modified manually

**Meta Description Tag**  
Cap 20lb Barbell Workout Bar ✓

Clear URL History Table

***This button is visible to Commerce Vision only.***



## SEO URL Generation Report

The SEO URL Generation Report details the results of the scheduled task. It includes the following information:

- specific categories, products and articles that were updated
- specific categories, products and articles with errors
- duplicate items
- lists of unchanged items because of manual override
- rules used in that task

## Additional Information

<b>Minimum Version Requirements</b>	4.31.01
<b>Prerequisites</b>	
<b>Self Configurable</b>	Yes
<b>Business Function</b>	Marketing
<b>BPD Only?</b>	Yes
<b>B2B/B2C/Both</b>	Both
<b>Third Party Costs</b>	n/a

## Related help

- [SEO URL Rule Maintenance](#)
- [Maintain Product Category in Category Maintenance](#)
- [Edit Products from a top-level Category in Category Maintenance](#)
- [CMS Category Maintenance](#)
- [CMS Category Maintenance Settings](#)
- [Assign Products in Category Maintenance](#)
- [Product Maintenance](#)
- [Product Maintenance Settings](#)
- [Create and publish Articles - the basics](#)

