

Orders Approval Widget

Widget Use

Enables order approval functionality on the Process Orders Approval page. This includes the ability to view, update, approve, and reject orders placed by other users.

Example of Widget Use

Following is an example of the widget in use:

Order Approval

Below is a list of orders that require approval by you

Filter by ...

Clear

Search

Print

2 records, (1 page)

Order No.	Order date	Entered By	Your Reference	Total (inc. GST)	Options
100012026	09-Feb-2016	ben@ben.com Acc Code - The ABC Trading Company	Conference Tables	\$809.88	<button>View</button> <button>Approve</button> <button>Reject</button>
100012021	28-Jan-2016	ben@ben.com Acc Code - The ABC Trading Company	Filing cabinet	\$358.33	<button>View</button> <button>Approve</button> <button>Reject</button>

2 records, (1 page)

Page 1 of 1

Reject This Product

Reason for rejecting product *

No budget allocation for this product. Line cancelled.

Cancel

Confirm and Reject Product

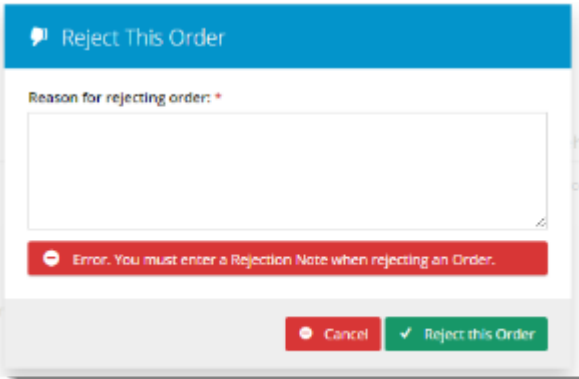
Where can the Widget be placed?

The widget can be used in the following templates:

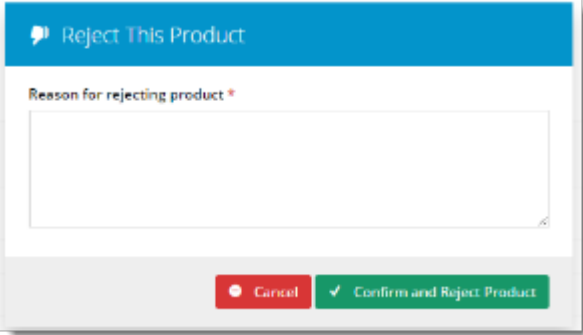
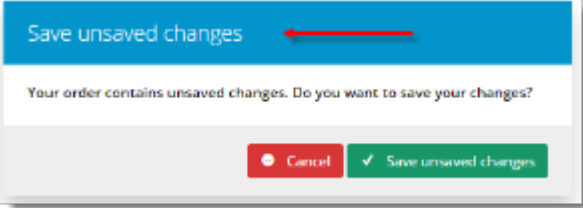
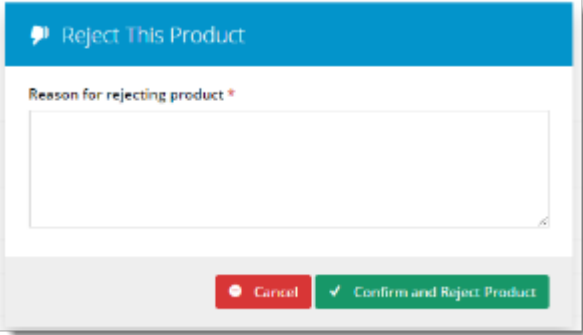
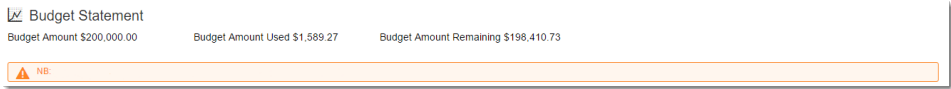
- Process Orders Approval Template










Widget Options

Description	A short description of the widget's use.
Layer	The layer the widget is valid for.
Show APN Instead Of Product Code	Determines whether the Australian Product Number is displayed in lieu of the product code.
Show Discount?	Determines whether the discount column is included in the order view.
Increase Quantities In Pack Qty?	Forces the value in the quantity field to increase/decrease in pack quantities when using the plus/minus icons, rather than by the default quantity of 1.
Use Product Hyperlink?	Determines whether the product code/description/image are hyperlinked back to the product detail page.
GST Prompt	The label used to denote tax.
Approve Order Success Message	<p>The text displayed in the approval success notification. The placeholder '{0}' will be replaced by the order number.</p> 

Approve Order Failure Message	The text displayed in the approval fail notification. The placeholder '{0}' will be replaced by the order number.
Reject Order Success Message	The text displayed in the rejection success notification. The placeholder '{0}' will be replaced by the order number.
Reject Order Failure Message	The text displayed in the rejection fail notification. The placeholder '{0}' will be replaced by the order number.
Reject Order Mandatory Message	<p>The text displayed when the approver attempts to reject an order without providing a reason. If the 'Rejection Note Lines' flag is enabled at the Customer or Role level, this message is displayed.</p> 
Update Order Success Message	The text displayed in the update success notification. The placeholder '{0}' will be replaced by the order number.
Update Order Failure Message	The text displayed in the update fail notification. The placeholder '{0}' will be replaced by the order number.
Load Order Error Message	The text displayed when the approver clicks to 'View' an order, but it fails to load. The placeholder '{0}' will be replaced by the order number.
Back To Orders Confirm Message	The message text displayed when an approver edits an order and clicks 'Back to Results' without first saving the changes.
Reject Order Line Mandatory Message	The text displayed when the approver attempts to reject a product without providing a reason. If the 'Rejection Note Lines' flag is enabled at the Customer or Role level, this message is displayed.
Reject All Order Lines Success Message	The text displayed when all lines of an order have been rejected.
Confirm Reject Order Confirm Button Text	The text on the reject button on the whole order reject confirmation popup.

Confirm Reject Order Line Confirm Button Text	The text on the reject button on the product reject confirmation popup.
Confirm Save Unsaved Changes Confirm Button Text	The text on the save button when the user is has navigated away without first saving changes.
Clear Button Label	The text on the Clear button in the order filter.
Search Button Label	The text on the Search button in the order filter.
Print Order Button Label	The text on the Print button in the order filter.
Back To Results Button Label	The text on the Back button on the order list page.
Approve Order Button Label	The text on the Approve button when in order view.
Reject Order Button Label	The text on the Reject button when in order view.
Update Order Button Label	The text on the Update button when in order view.
View Button Label	The text on the View button on the order list page.
Approve Button Label	The text on the Approve button on the order list page.
Reject Button Label	The text on the Reject button on the order list page.
Approval Buttons Placement	Determines whether buttons are displayed above the order, below it, or in both locations. Select the required option via drop-down.
Confirm Reject Order Header	<p>The heading at the top of the whole order reject confirmation popup.</p> 

Confirm Reject Order Line Header	<p>The heading at the top of the product reject confirmation popup.</p> 
Confirm Save Unsaved Changes Header	<p>The heading at the top of the unsaved changes confirmation popup.</p> 
Confirm Reject Order Label	<p>The prompt text for the input field on the whole order reject confirmation popup.</p>
Confirm Reject Order Line Label	<p>The prompt text for the input field on the product reject confirmation popup.</p> 
Budget Amount Title Label	<p>The heading text for the Budget section of the page.</p> 
Budget Amount Label	<p>The label for the Budget Amount field.</p>
Budget Amount Used Label	<p>The label for the Budget Amount Used field.</p>
Budget Warning Message	<p>The disclaimer text for the budget information section.</p>

Budget Amount Remaining Label	The label for the Budget Amount Remaining field.																								
Rejected Label	The status label for rejected products on an order.																								
Reject Label	<div>The prompt text displayed next to the product reject option on an order.</div> <div><table><tr><th>Product</th><th>Price (ex GST)</th><th>Discount</th><th>Ext. Price (ex GST)</th><th>Qty</th><th>Options</th></tr><tr><td> Starter Acoustic Guitar Code: CV174</td><td>\$75.99</td><td>5.00 %</td><td>\$72.19</td><td><input type="text" value="1"/></td><td><input checked="" type="checkbox"/> Rejected</td></tr><tr><td> PENN Championship Tennis Balls - 12-Pack Code: QP118</td><td>\$29.99</td><td>5.00 %</td><td>\$28.49</td><td><input type="text" value="1"/></td><td><input type="checkbox"/> Reject</td></tr><tr><td> Euro Style 3-Drawer Steel Mobile Pedestal Code: CV340</td><td>\$329.50</td><td>5.00 %</td><td>\$313.02</td><td><input type="text" value="1"/></td><td><input type="checkbox"/> Reject</td></tr></table></div>	Product	Price (ex GST)	Discount	Ext. Price (ex GST)	Qty	Options	 Starter Acoustic Guitar Code: CV174	\$75.99	5.00 %	\$72.19	<input type="text" value="1"/>	<input checked="" type="checkbox"/> Rejected	 PENN Championship Tennis Balls - 12-Pack Code: QP118	\$29.99	5.00 %	\$28.49	<input type="text" value="1"/>	<input type="checkbox"/> Reject	 Euro Style 3-Drawer Steel Mobile Pedestal Code: CV340	\$329.50	5.00 %	\$313.02	<input type="text" value="1"/>	<input type="checkbox"/> Reject
Product	Price (ex GST)	Discount	Ext. Price (ex GST)	Qty	Options																				
 Starter Acoustic Guitar Code: CV174	\$75.99	5.00 %	\$72.19	<input type="text" value="1"/>	<input checked="" type="checkbox"/> Rejected																				
 PENN Championship Tennis Balls - 12-Pack Code: QP118	\$29.99	5.00 %	\$28.49	<input type="text" value="1"/>	<input type="checkbox"/> Reject																				
 Euro Style 3-Drawer Steel Mobile Pedestal Code: CV340	\$329.50	5.00 %	\$313.02	<input type="text" value="1"/>	<input type="checkbox"/> Reject																				

Other Widgets

- [Order Payment Links Form Widget](#) — Renders an order details stepper with an order form that can be automatically populated with query strings, and/or manually entered by the user. The form doesn't validate the order details are accurate in order to stay both secure and accessible to unauthenticated users.
- [Magic Link Authentication Message Widget](#) — Renders the Magic Link authentication message.
- [CUSTOM_Side by Side Content Tiles Widget](#) — Renders two side by side content tiles in a zone with widget options for selecting or adding background colour, image, text and link/button positioning.
- [Stock Dialog Widget](#) — Displays the Stock to Receive Detail dialog window.
- [Stock to Receive Widget](#) — Displays the Stock to Receive page.
- [Stock Levels Widget](#) — Displays Stock Levels page.
- [Order Declined Pending 3rd Party Installment Msg Widget](#) — Renders the message body for the email sent when the user selects to sign up and pay with a Buy Now Pay Later provider but approval is subject to further checks.
- [Order Field Static Widget](#) — Renders an additional order field in email templates.
- [Online Quote Validation Widget](#) — Renders the appropriate message to the user after the current status of an online quote accessed via an email link is validated.
- [Header Level Cost Centre Widget](#) — Renders the cost centre input field on the order header in the shopping cart.
- [Openpay Summary Widget](#) — Renders Openpay marketing information for a product on the product detail page. Use this widget instead of the [Product Purchase Details widget](#) if you want to customise tagline placement on the template.
- [Order Line Availability - Click and Collect Widget](#) — Displays product availability and delivery methods at the order line level in dynamic scenarios such as the cart when Click & Collect is enabled.
- [Account Activation Email Content Widget](#) — Renders the message content in the Invitation to Register an Account email.
- [Order Template Cost Centre Widget](#) — Renders the cost centre input field on each product line in an order template.
- [BPAY Account Payment Detail Widget](#) — Renders BPAY payment information in the body of the BPAY Account Payment email. This email is sent to users who pay invoices or pay down their account balance using BPAY.