

# Email Order Details Information Widget

## Widget Use

Renders additional order information (such as the user's order reference, email address, and customer code) in email output.






## Example of Widget Use

Following is an example of the widget in use:



## Order Confirmation #13460

### Order Summary

Item	Qty	Price (ex GST)	Unit	Discount	Total (ex GST)
 <a href="#">BIC BriteLine Grip, Assorted 5 Pack</a> <a href="#">Code: CV271</a>	1	\$6.49	Pack	5.00%	\$6.16
 <a href="#">Faber-Castell Highlighters, Chisel Point, 10 Pack</a> <a href="#">Code: CV270</a>	1	\$8.95	Pack	5.00%	\$8.50
 <a href="#">Stabilo Highlighters, Chisel Point, Assorted 6 Pack</a> <a href="#">Code: CV269</a>	1	\$9.95	Pack	5.00%	\$9.45
 <a href="#">Sharpie Accent Retractable Highlighter, Yellow</a> <a href="#">Code: CV366</a>	1	\$19.99	DOZE	5.00%	\$18.99
 <a href="#">Sharpie Accent Retractable Highlighter, 5 Assorted</a> <a href="#">Code: CV367</a>	1	\$6.99	Pack	5.00%	\$6.64
Subtotal (ex GST)					\$49.74
Freight					\$10.45
Plus GST					\$6.03
Total (inc GST)					\$66.22

#### Delivery Address

Alternate Address 1

30 Lisburn Street

EAST BRISBANE

4169

Australia

### Order Details

Order Number	13460
Customer Reference	HIGHLIGHTER ORDER -
Entered By	Katie B2B Koss
Email Address	<a href="mailto:katie.koss@commercevision.com.au">katie.koss@commercevision.com.au</a>
Contact Phone	
User Account	ABC The ABC Trading Company
Order Total (ex. GST)	\$60.19
plus GST	\$6.03
Order Total (inc. GST)	\$66.22

Phone: (07) 3369 3733

Fax: (07) 3891 3396

<https://b2bself.customerselfservice.com>  
Copyright © 2018 BPD UAT. All rights reserved.

Where can the Widget be placed?

The widget can be used in the following templates:

- All Email Templates

## Widget Options

Option	Use	Comments	Available from Version
Description	A short description of the widget's use.	We recommend this field be updated so the widget's purpose is clear at a glance from the template page.	All
Layer	The layer the widget is valid for.	<p>The <a href="#">layering technology</a> allows for the content to be shown to specific audiences.</p> <p>This is handy if the content is only valid for a certain type of user, or if the same widget is required for more than one audience, but different configuration is needed.</p> <p>The widget can be added to the zone more than once and the layer feature can determine which audience can see each widget.</p>	All
Heading	The heading text displayed above the Order Details section.	Default is: Order Details	3.88
Display Order Number	Determines whether the sales order number is included in output.	Default is: ticked Untick to disable	3.88
Display Customer Reference	Determines whether the user's order reference is included in output.	Default is: ticked Untick to disable	3.88
Display Entered By	Determines whether the name of the ordering user is included in output.	Default is: ticked Untick to disable	3.88
Display Email Address	Determines whether the email address of the ordering user is included in output.	Default is: ticked Untick to disable	3.88
Display Contact Phone	Determines whether the phone number of the ordering user is included in output.	Default is: ticked Untick to disable	3.88
Display User Account	Determines whether the customer code of the ordering user is included in output.	Default is: ticked Untick to disable	3.88
Display Order Total Ex GST	Determines whether the ex-GST order total is included in output.	Default is: ticked Untick to disable	3.88
Display GST	Determines whether the GST component is included in output.	Default is: ticked Untick to disable	3.88
Display Order Total Inc GST	Determines whether the inc-GST order total is included in output.	Default is: ticked Untick to disable	3.88
<b>Prompts</b>			
Order Number Prompt	The label for the Order Number field.	Default is: Order Number	3.88
Customer Reference Prompt	The label for the Customer Reference field.	Default is: Customer Reference	3.88
Entered By Prompt	The label for the Entered By field.	Default is: Entered By	3.88
Email Address Prompt	The label for the Email Address field.	Default is: Email Address	3.88
Contact Phone Prompt	The label for the Phone number field.	Default is: Contact Phone	3.88
User Account Prompt	The label for the Customer Code field	Default is: User Account	3.88
Order Total Ex GST Prompt	The label for the ex-GST total field.	Default is: Order Total (ex. GST)	3.88
GST Prompt	The label for the GST field.	Default is: plus GST	3.88

Order Total Inc GST Prompt	The label for the inc-GST total field.	Default is: Order Total (inc. GST)	3.88
----------------------------------	--	------------------------------------	------

## Other Widgets

- [Order Payment Links Form Widget](#) — Renders an order details stepper with an order form that can be automatically populated with query strings, and/or manually entered by the user. The form doesn't validate the order details are accurate in order to stay both secure and accessible to unauthenticated users.
- [Magic Link Authentication Message Widget](#) — Renders the Magic Link authentication message.
- [CUSTOM\\_Side by Side Content Tiles Widget](#) — Renders two side by side content tiles in a zone with widget options for selecting or adding background colour, image, text and link/button positioning.
- [Stock Dialog Widget](#) — Displays the Stock to Receive Detail dialog window.
- [Stock to Receive Widget](#) — Displays the Stock to Receive page.
- [Stock Levels Widget](#) — Displays Stock Levels page.
- [Order Declined Pending 3rd Party Installment Msg Widget](#) — Renders the message body for the email sent when the user selects to sign up and pay with a Buy Now Pay Later provider but approval is subject to further checks.
- [Order Field Static Widget](#) — Renders an additional order field in email templates.
- [Online Quote Validation Widget](#) — Renders the appropriate message to the user after the current status of an online quote accessed via an email link is validated.
- [Header Level Cost Centre Widget](#) — Renders the cost centre input field on the order header in the shopping cart.
- [Openpay Summary Widget](#) — Renders Openpay marketing information for a product on the product detail page. Use this widget instead of the [Product Purchase Details widget](#) if you want to customise tagline placement on the template.
- [Order Line Availability - Click and Collect Widget](#) — Displays product availability and delivery methods at the order line level in dynamic scenarios such as the cart when Click & Collect is enabled.
- [Account Activation Email Content Widget](#) — Renders the message content in the Invitation to Register an Account email.
- [Order Template Cost Centre Widget](#) — Renders the cost centre input field on each product line in an order template.
- [BPAY Account Payment Detail Widget](#) — Renders BPAY payment information in the body of the BPAY Account Payment email. This email is sent to users who pay invoices or pay down their account balance using BPAY.