








Account Activation Email Content Widget

Widget Use

Renders the message content in the Invitation to Register an Account email.

Example of Widget Use

Commerce Vision BPD



Invitation to Account Activation

Thank you for registering for Commerce Vision BPD on Tuesday, 15 February 2022 14:26:13 (E. Australia Daylight Time). Please click on the link below to activate your account.

[Activate Now](#)

For your security, this link will expire 20 hours from the time this email is sent.

Where can the Widget be placed?

The widget can be used in the following templates:

- Invitation to Account Activation Email Template

Widget Options

Option	Use	Comments	Available from Version
Description	A short specific description of the widget's use.	This description is added to the widget title. It makes the widget's use clear on the template page.	All
Layer	The layer the widget is valid for.	Use layering to limit widget content to certain groups of users. To use the same widget for more than one user group but with different options set, add the widget as many times as needed in the same zone. Then add layering to define the user group each time.	All

Activation Email Message	Content of email body.	Default: Thank you for registering for {0} on {1} {2}. Please click on the link below to activate your account. {0} - company name {1} - date {2} - time	4.37
Activation Link Timeout Message	Timeout message.	Default: For your security, this link will expire {0} from the time this email is sent. {0} - activation timeout value	4.37
Activation Link Label	Text for activation link.	Default: Activate Now	4.37

Related help

- [Users & Roles](#)