

# Deploy Role Settings



## Want this feature?

*Deploy Content is part of Commerce Vision's Multisite features. Implementation requires consultation with Commerce Vision. Deploying and destination sites must be on the same version (min. 2022.2).*

## On this page:

- [Overview](#)
- [Additional Information](#)
- [Related help](#)

## Overview

For multisite control, Administrator roles on a deploying site can deploy Role settings to selected destination sites. Deployed role settings are non-lockable. This means CMS administrators on destination sites can rollback your deployed changes or make changes to them.

## Deploy Role Settings

1. Go to **Settings** **Settings** **Feature Management** **Content** **Deploy Content**.
2. Click **Configure**.
3. In the **Deploy** section, click **Deploy for Role**.

Deployment Type	Enable	Deploy
Article Locks	<input type="checkbox"/>	
Banner Locks	<input type="checkbox"/>	
Campaign Locks	<input type="checkbox"/>	
Category Maintenance	<input type="checkbox"/>	
Product Features	<input type="checkbox"/>	
Product Maintenance	<input type="checkbox"/>	
Role	<input checked="" type="checkbox"/>	<button>Deploy...</button>

4. Click **Save**.
5. Click the **Deploy** button next to **Role**.
6. On the **Deploy** modal, enable one or more Roles to deploy.

**Deploy**

1

2

3

4

Select Items

Select Sites

Summary



Results

Select Items to Deploy

Item	<input type="checkbox"/>	Select All
Role > Accounts Team (No Ordering) (Accounts)	<input checked="" type="checkbox"/>	
Role > Purchasing Officer (No Accounts Access) (CSSORD)	<input type="checkbox"/>	
Role > Business To Business User (B2B Default) (CSSUser)	<input type="checkbox"/>	
Role > Public User - Not Logged In (PUBLIC)	<input type="checkbox"/>	
Role > Self Registered Casual User (B2C) (PUBLICR)	<input type="checkbox"/>	

7. Click **Next**.

8. Select valid site(s) to deploy the Role settings to.

 Deploy 

1

2


3


4

Select ItemsSelect SitesSummaryResults

Select Sites to Deploy to


Search for Sites

Hit Enter, or start typing a site name  Search


There are incompatible sites that cannot be deployed to. Please toggle the button to show or hide these sites.  Show Incompatible Sites

Sites

Site Name

 Select All

Franchisee Site A





1

1 - 1 of 1 items

9. Click **Next**.

10. Review the deployment details, then click **Next**.

 Deploy 

1

2


3


4

Select ItemsSelect SitesSummaryResults

Select Sites to Deploy to


Search for Sites

Hit Enter, or start typing a site name  Search


There are incompatible sites that cannot be deployed to. Please toggle the button to show or hide these sites.  Show Incompatible Sites

Sites

Site Name

 Select All

Franchisee Site A



11. Check the data to be deployed and destination site(s) are correct, then click **Deploy**.

12. Check whether deployment to the destination site(s) succeeded or failed. If successful, you can click the link to check the deployment log for messages. If deployment failed, check the deployment log by going to **Content Advanced Content Content Deployment Log**.

Deploy

1

Select Items

2

Select Sites

3

Summary

4

Results

The following items have been deployed

Item
Role > Business To Business User (B2B Default) (CSSUser)

To the following sites

Site Name	Successfully Deployed?
Franchisee Site A	✓ Successful

1 - 1 of 1 items

Click [here](#) to review your deployment.

Content Deployment Details

Below is a list of the errors or warnings that occurred for individual items during the deployment.

Item	Message(s)
Accounts Team (No Ordering) (Accounts)	Deployment succeeded.
Purchasing Officer (No Accounts Access) (CSORD)	Deployment succeeded.
Business To Business User (B2B Default) (CSSUser)	Deployment succeeded.
Public User - Not Logged In (PUBLIC)	Deployment succeeded.
Self Registered Casual User (B2C) (PUBLICR)	Deployment succeeded.

1 - 5 of 5 items

## Additional Information

Minimum Version Requirements	4.37
Prerequisites	
Self Configurable	No
Business Function	Content
BPD Only?	Yes
B2B/B2C/Both	Both
Third Party Costs	n/a

## Related help

- [Banner and Article Lock & Deploy](#)
- [Content Lock \(Admin\)](#)
- [Glossary for Multisite Content Management](#)
- [Deploy Product Features](#)
- [Deploy Product Document Links](#)
- [Deploy Section Menus](#)
- [Deploy Product Details](#)
- [Page and Template Lock & Deploy](#)
- [Campaign Lock & Deploy](#)
- [Deploy Category Data](#)
- [Deploy Content \(Admin\)](#)

- [View Content Deployment Log](#)
- [Deploy Content](#)
- [Multisite Content Management](#)