

Product Discount Promo Codes

Overview

Add a percentage or amount discount on an individual product or group of products.

Scenarios available:

When I buy X quantity of specific product then I can buy Y quantity of specific product at a specified price

Using this promotion code, the customer can buy a product at a specific price after buying the required quantity of an eligible product.

I can buy X quantity of eligible products for a set price

Using this promotion code, the customer can buy eligible products for the discount specified price.

Quantity Break Pricing

Using this promotion code, the customer gets a discounted price on a particular product after purchasing the required quantity.

When I buy X quantity of Eligible products then I can buy Y quantity of specific products at a percent discount

Using this promotion code, the customer can get a percent discount on a specified product after buying the required quantity of an eligible products.

When I buy X quantity of specific products then I get a Y% discount on those products

Using this promotion code, the customer gets a percentage discount on eligible products after purchasing the required quantity of them

When I buy X quantity of eligible products, I get Y% discount on Z additional quantity.

Using this promotion code, the customer can get the additional products at a discounted price if buying more than the required quantity.

When I buy X quantity of specific products then I get a Y% discount on those products

Using this promotion code, the customer gets a percentage discount on eligible products after purchasing the required quantity of them

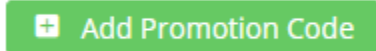
- **When I buy X quantity of specific product, then I can buy Y quantity of specific product at a specified price:** e.g., buy 5 of product X at this set discount price
- **Quantity Break Pricing:** e.g., buy 5 or more of X and get a discounted price on each
- **I can buy X quantity of eligible products for a set price:** e.g., buy 5 products from this product range and get a set discount price
- **When I buy X quantity of eligible products, then I can buy Y quantity of specific products at a percent discount:** e.g., buy 5 from this product range and get 2 products from another range at 20% off
- **When I buy X quantity of specific products, then I get a Y% discount on those products:** e.g., buy 5 from this product range and get 20% off on them
- **When I buy X quantity of eligible products, I get Y% discount on Z additional quantity:** e.g., buy 5 from this product range and get 20% discount off any quantity over the 5.
- **When I buy X quantity of specific products, then I get a Y% discount on those products:** e.g., buy 5 from this product range and get 20% off

Regardless of which promo code you use, the fields have a standard look-and-feel and consistent logic to them. Once you can create one, you can create any others. We will use an example as a guide. We'll create a promo code for '20% off sleeping bags when you buy at least 4'.

Step-by-step guide

1. In the CMS, navigate to **Campaigns & Promotions** **Promotion Codes**.

2. Click **Add Promotion Code**.



3. Select **Promotion Type** = **Product**.

4. Next, decide whether your customer needs to buy a certain **quantity**, or spend a certain **dollar amount** to qualify for the discount.

Select your scenario accordingly (we'll base ours on quantity).

When I spend X dollars on specific products then I get a Y% discount on those products

Using this promotion code, the customer gets a percentage discount on eligible products after spending the required amount on them.

When I buy X quantity of specific products then I get a Y% discount on those products

Using this promotion code, the customer gets a percentage discount on eligible products after purchasing the required quantity of them

5. Enter the **Promotion Code** (no spaces). This is what your customer enters at checkout to redeem the promo.

Promotion Code *

sleepingbags

? The code that the end user enters into the 'Apply Promotion Code' field

6. Give the promotion a description. This will be displayed in the user's order summary during checkout.

Description *

20% off sleeping bags - 4 or more

? The description of the promotion code when it is displayed on the cart and order summary

7. Specify **Start and End dates**. Click the calendar icon to launch the date picker.

Start Date

1/06/2017 12:00 AM



End Date

1/07/2017 12:00 AM



8. Enter the **Discount Threshold**. This is the quantity the customer must buy (or dollar amount they must spend) to qualify for the discount.

Discount Threshold


4

? The quantity of eligible products I need to buy to get the discount

9. Enter the **Discount %**. This is the discount the customer will receive on the specified products.
Note that for B2B scenarios, any customer-based discounts will still be honoured; this discount will be **on top** of that.


Discount % *

20


 The percentage discount I'll receive on the eligible products. Note - this promotional discount percentage will be added to any existing discount the customer already receives.

10. Click **Add** and specify the products for this promo. You can specify by:


- **Product** - add individual stock code(s)

Type	Item
Product	sleeping
	(CV134) Coleman Nimbus Warm Weather Sleeping Bag (CV135) Alpine Design 45-Degree Microlite Mesa Hybrid Sleeping Bag (CV136) Alpine Design 20-Degree Men's Terrain Sleeping Bag (CV137) Alpine Design 30-Degree Kids' Hybrid Sleeping Bag

- **Stock Group** - all products belonging to a particular ERP stock group

Type	Item
Stock Group	demo
	(ACP) AirCon Spare (CW) Chinaware (ZDEL) Deleted Items (DEMO) Demo data (ELEC) Electrical (EN) Entertainment (GD) Garden (ZGV) Gift Vouchers (CV) Gift Vouchers

- **Category** - all products in a particular category

Type	Item
Stock Group	demo
	(ACP) AirCon Spare (CW) Chinaware (ZDEL) Deleted Items (DEMO) Demo data (ELEC) Electrical (EN) Entertainment (GD) Garden (ZGV) Gift Vouchers (CV) Gift Vouchers

11. Click **Add** again to specify more products if required.

12. Click **Save & Exit**.

✓ New promotion code setup successfully!

Buy X Quantity of Specific Products, Get a Y% Discount on Those Products



% Discount

This promotion allows you to specify products eligible for the % discount. Your customer must purchase the required quantity of those products to receive the discount. Eligible products can be included based on Product Code, Stock Group, or Category.

Use the Advanced Options to set usage limits and other conditions.

Promo Code:

sleepingbags

Description:

20% off sleeping bags - 4 or more

Start Date:

1/06/2017 12:00:00 AM

End Date:

1/07/2017 12:00:00 AM

Your product discount promo is now ready to go!

Promo Codes - Additional Options

Access Additional Options

To access Additional Options:

While in the saved promo code, navigate to **Options** *Edit Additional Options*.



Promotion Codes

✓ New promotion code setup successfully!

Opt

- ✚ New Promotion Code
- ✚ Edit Additional Options

OR

If editing an existing promo code, scroll down its page and open the collapsed **Additional Options** section.



Additional Options

Misc

- **Status** - the current status of the promo code
 - **Active:** the promo code is live on your site and can be used by customers. It has not been disabled or deleted.
 - **Disabled:** the promo code cannot be used by customers. You can switch it to 'Active'
 - **Deleted:** the promo code is deleted from use altogether and is kept for historical records only. (**NOTE** - A deleted promo code can be undeleted to 'disabled' and then reactivated.)
- **Criteria Fail Remove Promo Code**
 - **ON:** the promo code is automatically removed from the cart when contents get updated and promo requirements are no longer met. Users must re-enter the promo code if they want the code to be applied;
 - **OFF:** the promo code remains in the cart when requirements are not met, If contents get updated and requirements are now met, it will be (re-)applied.

- **Not Applicable With Other Offers;**
 - **ON:** promo code cannot be used when other promo codes have already been applied to the order;
 - **OFF:** promo code can be used when other promo codes have been applied to the same order.



IMPORTANT

Letting customers use more than one promotion code in an order must first be enabled by Commerce Vision. Contact CV Support and request stacked promotions to be enabled.

- **Free Product To Be Added in Pronto** (applies only for Promo Codes that add a free product)

For Promo Codes with free products, you can choose between adding the free product online upon order submission or in the ERP (Pronto) when the order is integrated. Toggle **ON** or **OFF Free Product To Be Added in Pronto**. Default: **OFF**



Free Product To Be Added In Pronto

In the order placed, received and confirmation emails, how the free product is displayed depends on the option selected.

- When **OFF**, the free product is added online. In the emails, the free product displays as an item with a cost of **\$0.00** in the product order line of your Order Summary



Commerce Vision BPD





Order Received

Web Reference: 100011804

Thanks for your order! It's currently with our Customer Service team for review; you'll receive an email confirmation with the order number shortly. In the meantime, if you have any questions, please contact us and quote web reference number (100011804).

Order Summary

Item	Qty	Price (inc GST)	Unit	Discount	Total (inc GST)
 Tie/Waist Medical Scrub Trousers Code: CV153	1	\$18.99	Each	0.00%	
 Shoe Covers - Box of 100 Code: CV152	1	\$0.00	BOX	0.00%	
Free shoe covers with this order					
Subtotal (inc GST)					\$18.99
Discounts					-\$0.00
Free shoe covers with this order					
Freight					\$11.50
Total (inc GST)					\$30.49
Including GST					\$2.78

- When ON, the free product is added in the ERP. When you toggle ON this setting, confirm you want the free product added in the ERP.



Are you sure you want to Activate Free Product to be added in ERP? WARNING: This action will remove all the 'Free Product' added in CMS.

Cancel Confirm

NOTE - Scroll up to the 'Free Product' fields. The fields are now empty and disabled. The free products you previously added for this promo code still apply.

Free Product

Product Code

Qty *



The Order Placed, Received and Confirmation emails by default will not display the free product separately in an order line in Order Summary.



Order Received

Web Reference: 100011800

Thanks for your order! It's currently with our Customer Service team for review; you'll receive an email confirmation with the order number shortly. In the meantime, if you have any questions, please contact us and quote web reference number (100011800).

Order Summary

Item	Qty	Price (inc GST)	Unit	Discount	Total (inc GST)
Tie-Waist Medical Scrub Trousers Code: CV153	1	\$18.99	Each	0.00%	
Subtotal (inc GST)					\$18.99
Discounts					-\$0.00
FREE PRODUCT TEST					
Freight					\$11.50
Total (inc GST)					\$30.49
Including GST					\$2.78

To add a note line about the free product in the Order Summary section, toggle ON the 'Show Note Lines on Individual Lines?' option in the [Email Order Summary widget](#) for any applicable email template (e.g., Order Received, Order Placed, Order Confirmation). The Promotion Code and Description will be added to the Order Summary.



Order Received

Web Reference: 100011803

Thanks for your order! It's currently with our Customer Service team for review; you'll receive an email confirmation with the order number shortly. In the meantime, if you have any questions, please contact us and quote web reference number (100011803).

Order Summary

Item	Qty	Price (inc GST)	Unit	Discount	Total (inc GST)
Tie-Waist Medical Scrub Trousers Code: CV153	1	\$18.99	Each	0.00%	
FREEPRODUCT					
Free shoe covers with this order					
Subtotal (inc GST)					\$18.99
Discounts					-\$0.00
Free shoe covers with this order					
Freight					\$11.50
Total (inc GST)					\$30.49
Including GST					\$2.78


NOTE - For the free product and quantity to appear as an order line item in the sales receipt, they must be added to the sales order manually in Pronto after integration.

- Postcode Exclusion List** - (for free freight promo codes only) If required, enter single postcodes and/or postcode ranges (each comma-separated) to exclude. Follow Australia Post's four digit conventions so a three digit code would be '0200' instead of '200'.

Roles







Include or exclude the promo code based on whether customers are B2B, B2C or both.


For versions lower than 4.31

 Roles	Applied To
	B2C and B2B
	B2C
	B2B
	B2C and B2B

Applied To: Select customer group: B2B, B2C or both.

For versions 4.31+

 Roles <small>To limit this promo code by Role, added Role(s) must be of the role type(s) selected in Applied to e.g. if B2C was selected in Applied To, Roles selected must be B2C ones.</small>	Applied To
	B2C and B2B
	 
Role	Delete?
	
<input type="checkbox"/> Promo active for all roles excluding the ones listed above	
 	

- **Applied To:** Select customer group: B2B, B2C or both.
- **Roles:** (For versions 4.31+) Specify Role(s) for the selected customer group(s) Click **Add Role**  , then in the dropdown, select the **Role**. If another role is needed, repeat this step. **IMPORTANT-** For added Roles to be valid, they must fall under the customer group added in 'Applied To'.
- **Promo active for all roles excluding the ones listed above:** If OFF, the added roles can apply the promo code. If ON, the added roles cannot apply the promo code.

☐ **Promo active for all roles excluding the ones listed above**

Usage Limits

Limit the maximum number of times the promo code can be used. For unlimited use, leave at the default of '0'.

- **User Usage Limit:** limit the number of times an individual user can apply the promo code (available only if the promo code is for B2B users)

- **Customer Usage Limit:** limit the number of times an individual Customer Code can apply the promo code

- **Global Usage Limit:** limit the total number of times the promo code can be used site-wide.

- **User List:** (For versions 4.10+) You can also specify one or more users (comma-separated list) who can use the promotion code. **NOTE** - If one or more users are added, any user not in this list cannot apply the promo code to their order.

Usage Limits

User Usage Limit

 +
–

Customer Usage Limit

 +
–

Global Usage Limit

 +
–

User List

tobias@bluemangroup.com,gob@magiciansalliance.com,buster@bluth.com

Customer List (4.34+)

Customer list allows you to restrict a promo code to specific customer accounts.

Customer List

Customer Code



Add



Import Customer List

Customer Code

To add a customer manually:

1. In **Customer Code**, start typing a Customer Code, and select from the dropdown list.
2. Click **Add**. The added Customer Code is listed below.

Customer List

Customer Code



Add



Import Customer List

Customer Code

AACAB



WAFFA



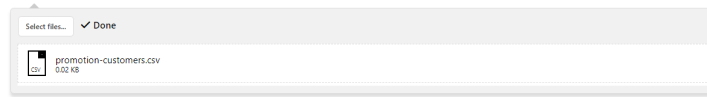
3. Continue adding one code at a time, if needed.
4. To save, click **Save & Exit**.

To add Customers in bulk:

1. Create a CSV file with the Header 'Code' as the first column

	A	B	C	D	E	F	G	H	I	J	K	L	M	N	O	P	Q
1	Code																
2	AACAB																
3	WAFFA																
4																	

2. Populate the column with the required Customer Codes.
3. Click **Import Customer List**.
4. Follow the instructions to upload the csv file.
5. Check the Import Log to ensure there are no error messages.



Import Log



Import Successful

Messages

Default messages to users are set at the promotion code feature level. These can be overridden for a specific promotion code. Leave blank to use defaults.

- **Promo Code No Longer Applies Message:** Displays when the promo code previously successfully applied is no longer valid because the cart contents have changed.
- **Promotion Code Error Message:** Displayed when the cart contents are not eligible for the promo code, e.g., the cart value is not high enough or the minimum quantity has not been reached.
- **Promotion Code Applied Message:** Displayed when the cart contents are valid for the promo code.



We recommend that Promotion Codes be configured on your Stage site and thoroughly tested to ensure behaviour is as expected.

Additional Information

There are also additional [advanced options](#) that you can configure for promotions. They become available after the promo is created.

Minimum Version Requirements	3.75.00
Prerequisites	The Promotion Codes feature must be enabled for your website.
Self Configurable	Yes
Business Function	Promotions
BPD Only?	Yes
B2B/B2C/Both	Both
Third Party Costs	n/a

Related help

- [Promo Codes - Additional Options](#)
- [Tiered Promotion Codes](#)
- [Promotions](#)
- [Free Product Promo Codes](#)
- [Repeating Promo Codes](#)