

Buy X Quantity of a Product and Get Y Quantity of Specific Product at Special Price

- [Overview](#)
- [Step-by-step guide](#)
- [Special use with Master and Child products \(variants\)](#)
- [Access Additional Options](#)
 - [Misc](#)
 - [Roles](#)
 - [Usage Limits](#)
 - [Customer List \(4.34+\)](#)
 - [Messages](#)
- [Additional Information](#)
- [Related Help](#)

Overview

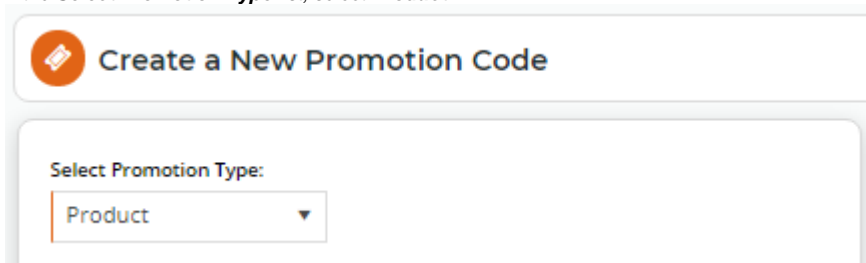
With this promo type, you can create offers where you can give customers buying a set number of one Product a discount on a set number of the same Product or a different Product. You can also use this promo code with a Product with variants.

This Product promo code allows you to give customers a discounted price for a specified quantity (Y) of a product when they buy a certain number (X) of a specific product. You can work this promo in different ways. One is some variation of the 'buy two pizzas, get one garlic bread at a discounted price'. Another is the 'buy two pairs of glasses, get one at the discounted price' offer. It can also be used with Master products so that all child products are automatically included. (See [Special use with Master product](#) below.)

Step-by-step guide

This guide will help you create a promotion using this promo code type.

1. In the CMS, navigate to **Campaigns & Promotions** *Promotion Codes*.
2. Click **Add Promotion Code**.
3. In the **Select Promotion Type** list, select **Product**.



4. Select the scenario '**When I buy X quantity of specific product then I can buy Y quantity of specific product at a specified price**'.

Select Promotion Type:

Product ▼

Selected Scenario:

Repeat Product % Discount Promotions

With this promotion, once the customer buys the required minimum they'll not only receive a % discount on the promo product, but they will also receive a repeat promo code via email. Your customer can then return to purchase more promo products at the discounted price, without having to meet the minimum quantity again.

When I buy X quantity of specific product then I can buy Y quantity of specific product at a specified price

Using this promotion code, the customer can buy a product at a specific price after buying the required quantity of an eligible product.

Quantity Break Pricing

Using this promotion code, the customer gets a discounted price on a particular product after purchasing the required quantity.

5. Enter the **Promotion Code** your customers will use at checkout.

Promotion Code *

CheapGarlicBread

📘 The code that the end user enters into the 'Apply Promotion Code' field 🏠

6. Enter a **Description**. This will be displayed in the user's cart and in their order summary.

Description *

\$1 garlic bread when you buy 2 large pizzas

📘 The description of the promotion code when it is displayed on the cart and order summary 🏠

7. Set the promotion's **Start and End Dates**.

8. Enter the **Discount Quantity Threshold**. This is the number of qualifying product your customer must purchase to be eligible for the discounted pricing.

Discount Qty Threshold

2

📘 The total quantity of eligible products on the order must meet this threshold before the promotion code will apply 🏠

9. Add the **Eligible Product**, searching by either description or code. (Once you click **Add**, the description will be replaced by the code only).

10. Add the **Special Price Product**, again searching by description or product code. This product can be different from the Eligible Product (as in the pizza and garlic bread example) or the same (as in the glasses example).

Special Price Product

Product Code

CV409 ▼

11. Enter the **Qty** of the product your customer can buy at the discounted price when they qualify for the promotion.

Qty *

1

Price *

1.00

12. Decide whether this promo will **Apply In Multiples**. That is, if 2 pizzas qualifies your customer for 1 cheap garlic bread, then 4 pizzas will entitle them to 2 cheap garlic breads.

☒ **Apply In Multiples**

📘 If the order meets the threshold multiple times, the promotion will be applied in the equivalent multiple. (e.g. Buy X quantity of product ABC at a fixed price for every Y quantity of eligible products purchased.) 🏠

13. Click **Save & Exit** to finish creating your promo code.



Please be aware that there are also additional [advanced options](#) that you can configure for promotions. They become available after the promo is created. You'll find info on these under [Advanced Options](#), later on this page.

Special use with Master and Child products (variants)

Master products are products that have child products (variants). (For details on how they work, see the [Product Variants](#) page.)

You can use this promo code type with products in a Master/Child relationship in various ways. For example, 'buy any 2 variant products in a Master product range and get 1 at a discounted price' - 'buy any 3 large pizzas in our premium range and get 1 for \$10'. Or 'buy 3 of a specific product and get 1 different product (any variant of a Master product) at a discount' - 'buy 3 pizzas and get 1 2L softdrink for \$1'.

Use Case

In the use case here, our store sells medical garb and wants to use the promo code to encourage the purchase of matching tunic and trousers. For the promo along with the matching tunic, are added as Child products. A customer must buy one of each to get the tunic at a discount price.

Master Product and eligible Child Product

Tie-Waist Medical Scrub Trousers

Product Code: CV153



RRP

\$18.99

\$18.99 inc GST

Available for Delivery Available for Pickup

Type

Pants

1

Add to cart

Quantity in Cart: 1

Product Options

Product Code	Type	Availability	Price inc GST	Qty	Total inc GST
CV153	Pants	In Stock	\$18.99	0	\$0.00
CV154	Shirt	In Stock	\$18.99	0	\$0.00

\$0.00 inc GST

Add selected to cart

Discount Child Product

V-Neck Medical Scrub Tunic

Product Code: CV154



We can now go to **Promotion Codes** to create the promo code.

1. Follow steps 1-4 to reach the Promo codes page.
2. Enter details of the promotion code as required. Here is an example:

Suitable description of

Start and End dates of promotion

How many eligible products must be bought

Product Code of eligible

Product Code of discount

Quantity at discount price

Discount price

Description

Buy 1 trousers, get 1 matching tunic at discount price

The description of the promotion code when it is displayed on the cart and order summary

Start Date

15/11/2020 12:00 AM

End Date

15/12/2020 12:00 AM

Discount Qty Threshold

1.00

The total quantity of eligible products on the order must meet this threshold before the promotion code will apply

Eligible Product

Product Code

Product Code

CV153

Special Price Product

Product Code

CV154

Qty

1.00

Price

10.00

3. Click **Save and Exit**. The promo is active from the start date to the end date.


Let's say your customer adds the eligible product to their order, in this case, the medical scrub trousers, and also adds the matching tunic. In the Shopping displayed. After applying the promo code, the special price on the discount product is calculated.

Note - your customer could have also brought up the discount by adding just the correct number of eligible products, going straight to the Shopping Cart, a

Shopping cart - before applying promo code

Shopping cart - after applying promo code

Product

Product	Qty	Price (inc GST)	Unit	Total (inc GST)
 V-Neck Medical Scrub Tunic Code: CVY54 ✓ Available for Delivery ✓ Available for Pickup	1	\$18.99	Each	\$18.99
Add Note Update Remove				

| **Tie-Waist Medical Scrub Trousers** Code: CVY53 ✓ Available for Delivery ✓ Available for Pickup | 1 | \$18.99 | Each | \$18.99 |
| [Add Note](#) [Update](#) [Remove](#) | | | | |

Fast Order Entry

Product	Qty	Notes
<input type="text" value="Product Code"/> <input type="text" value=""/> <input type="text" value="Notes"/>		

[➡ Add To Cart](#)

Have A Promo Code?


Apply Code

Subtotal (inc GST) \$37.98

Total (inc GST) \$37.98

Includes GST of \$3.46

Product

Product	Qty	Price (inc GST)	Unit	Total (inc GST)
 V-Neck Medical Scrub Tunic Code: CVY54 ✓ Available for Delivery ✓ Available for Pickup	1	\$18.99	Each	\$18.99
Buy 1 of X, get XY quantity at special price				
Add Note Update Remove				

| **Tie-Waist Medical Scrub Trousers** Code: CVY53 ✓ Available for Delivery ✓ Available for Pickup | 1 | \$18.99 | Each | \$18.99 |
| [Add Note](#) [Update](#) [Remove](#) | | | | |

Fast Order Entry

Product	Qty	Notes
<input type="text" value="Product Code"/> <input type="text" value=""/> <input type="text" value="Notes"/>		

[➡ Add To Cart](#)

Have A Promo Code?

Apply Code

Subtotal (inc GST) \$37.98

Total (inc GST) \$37.98

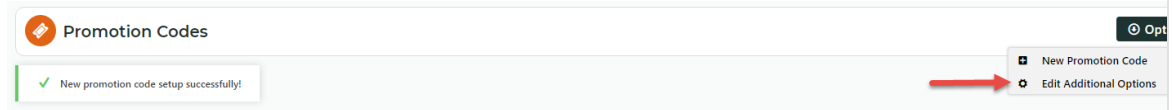
Includes GST of \$3.46

Promo Codes - Additional Options

Access Additional Options

To access Additional Options:

While in the saved promo code, navigate to **Options** *Edit Additional Options*.



OR

If editing an existing promo code, scroll down its page and open the collapsed **Additional Options** section.

Additional Options

Misc

- **Status** - the current status of the promo code
 - **Active:** the promo code is live on your site and can be used by customers. It has not been disabled or deleted.
 - **Disabled:** the promo code cannot be used by customers. You can switch it to 'Active'
 - **Deleted:** the promo code is deleted from use altogether and is kept for historical records only. (**NOTE** - A deleted promo code can be undeleted to 'disabled' and then reactivated.)
- **Criteria Fail Remove Promo Code**
 - **ON:** the promo code is automatically removed from the cart when contents get updated and promo requirements are no longer met. Users must re-enter the promo code if they want the code to be applied;
 - **OFF:** the promo code remains in the cart when requirements are not met. If contents get updated and requirements are now met, it will be (re-)applied.
- **Not Applicable With Other Offers;**
 - **ON:** promo code cannot be used when other promo codes have already been applied to the order;
 - **OFF:** promo code can be used when other promo codes have been applied to the same order.



IMPORTANT

Letting customers use more than one promotion code in an order must first be enabled by Commerce Vision. Contact CV Support and request stacked promotions to be enabled.

- **Free Product To Be Added in Pronto** (applies only for Promo Codes that add a free product)

For Promo Codes with free products, you can choose between adding the free product online upon order submission or in the ERP (Pronto) when the order is integrated. Toggle ON or OFF **Free Product To Be Added in Pronto**. Default: OFF



Free Product To Be Added In Pronto

In the order placed, received and confirmation emails, how the free product is displayed depends on the option selected.

- When OFF, the free product is added online. In the emails, the free product displays as an item with a cost of \$0.00 in the product order line of your Order Summary



Commerce Vision BPD





Order Received

Web Reference: 100011804

Thanks for your order! It's currently with our Customer Service team for review, you'll receive an email confirmation with the order number shortly. In the meantime, if you have any questions, please contact us and quote web reference number (100011804).

Order Summary

Item	Qty	Price (inc GST)	Unit	Discount	Total (inc GST)
 Tie Waist Medical Scrub Trousers Code: CV153	1	\$18.99	Each	0.00%	
 Shoe Covers - Box of 100 Code: CV152	1	\$0.00	BOX	0.00%	
Free shoe covers with this order					
Subtotal (inc GST)					\$18.99
Discounts					-\$0.00
Free shoe covers with this order					
Freight					\$11.50
Total (inc GST)					\$30.49
Including GST					\$2.78

- When ON, the free product is added in the ERP. When you toggle ON this setting, confirm you want the free product added in the ERP.



Are you sure you want to Activate Free Product to be added in ERP? WARNING: This action will remove all the 'Free Product' added in CMS.

Cancel Confirm

NOTE - Scroll up to the 'Free Product' fields. The fields are now empty and disabled. The free products you previously added for this promo code still apply.

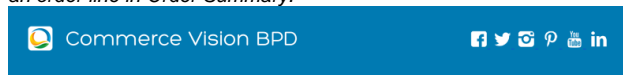
Free Product

Product Code

Qty *



The Order Placed, Received and Confirmation emails by default will not display the free product separately in an order line in Order Summary.



Order Received

Web Reference: 100011800

Thanks for your order! It's currently with our Customer Service team for review; you'll receive an email confirmation with the order number shortly. In the meantime, if you have any questions, please contact us and quote web reference number (100011800).

Order Summary

Item	Qty	Price (inc GST)	Unit	Discount	Total (inc GST)
Tie-Waist Medical Scrub Trousers Code: CV153	1	\$18.99	Each	0.00%	
Subtotal (inc GST)					\$18.99
Discounts					-\$0.00
FREE PRODUCT TEST					
Freight					\$11.50
Total (inc GST)					\$30.49
Including GST					\$2.78

To add a note line about the free product in the Order Summary section, toggle ON the 'Show Note Lines on Individual Lines?' option in the [Email Order Summary widget](#) for any applicable email template (e.g., Order Received, Order Placed, Order Confirmation). The Promotion Code and Description will be added to the Order Summary.



Order Received

Web Reference: 100011803

Thanks for your order! It's currently with our Customer Service team for review; you'll receive an email confirmation with the order number shortly. In the meantime, if you have any questions, please contact us and quote web reference number (100011803).

Order Summary

Item	Qty	Price (inc GST)	Unit	Discount	Total (inc GST)
Tie-Waist Medical Scrub Trousers Code: CV153	1	\$18.99	Each	0.00%	
FREEPRODUCT					
Free shoe covers with this order					
Subtotal (inc GST)					\$18.99
Discounts					-\$0.00
Free shoe covers with this order					
Freight					\$11.50
Total (inc GST)					\$30.49
Including GST					\$2.78


NOTE - For the free product and quantity to appear as an order line item in the sales receipt, they must be added to the sales order manually in Pronto after integration.

- Postcode Exclusion List** - (for free freight promo codes only) If required, enter single postcodes and/or postcode ranges (each comma-separated) to exclude. Follow Australia Post's four digit conventions so a three digit code would be '0200' instead of '200'.

Roles







Include or exclude the promo code based on whether customers are B2B, B2C or both.


For versions lower than 4.31

 Roles	Applied To
	B2C and B2B
	B2C
	B2B
	B2C and B2B

Applied To: Select customer group: B2B, B2C or both.

For versions 4.31+

 Roles <small>To limit this promo code by Role, added Role(s) must be of the role type(s) selected in Applied to e.g. if B2C was selected in Applied To, Roles selected must be B2C ones.</small>	Applied To
	B2C and B2B
	 
Role	Delete?
	
<input type="checkbox"/> Promo active for all roles excluding the ones listed above	
 	

- **Applied To:** Select customer group: B2B, B2C or both.
- **Roles:** (For versions 4.31+) Specify Role(s) for the selected customer group(s) Click **Add Role**  , then in the dropdown, select the **Role**. If another role is needed, repeat this step. **IMPORTANT-** For added Roles to be valid, they must fall under the customer group added in 'Applied To'.
- **Promo active for all roles excluding the ones listed above:** If OFF, the added roles can apply the promo code. If ON, the added roles cannot apply the promo code.

☐ **Promo active for all roles excluding the ones listed above**

Usage Limits

Limit the maximum number of times the promo code can be used. For unlimited use, leave at the default of '0'.

- **User Usage Limit:** limit the number of times an individual user can apply the promo code (available only if the promo code is for B2B users)

- **Customer Usage Limit:** limit the number of times an individual Customer Code can apply the promo code

- **Global Usage Limit:** limit the total number of times the promo code can be used site-wide.

- **User List:** (For versions 4.10+) You can also specify one or more users (comma-separated list) who can use the promotion code. **NOTE** - If one or more users are added, any user not in this list cannot apply the promo code to their order.

Usage Limits

User Usage Limit

 +
–

Customer Usage Limit

 +
–

Global Usage Limit

 +
–

User List

tobias@bluemangroup.com,gob@magiciansalliance.com,buster@bluth.com

Customer List (4.34+)

Customer list allows you to restrict a promo code to specific customer accounts.

Customer List

Customer Code



Add



Import Customer List

Customer Code

To add a customer manually:

1. In **Customer Code**, start typing a Customer Code, and select from the dropdown list.
2. Click **Add**. The added Customer Code is listed below.

Customer List

Customer Code



Add



Import Customer List

Customer Code

AACAB



WAFFA



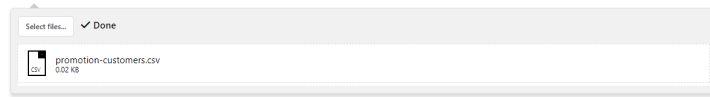
3. Continue adding one code at a time, if needed.
4. To save, click **Save & Exit**.

To add Customers in bulk:

1. Create a CSV file with the Header 'Code' as the first column

	A	B	C	D	E	F	G	H	I	J	K	L	M	N	O	P	Q
1	Code																
2	AACAB																
3	WAFFA																
4																	

2. Populate the column with the required Customer Codes.
3. Click **Import Customer List**.
4. Follow the instructions to upload the csv file.
5. Check the Import Log to ensure there are no error messages.



Import Log



Import Successful

Messages

Default messages to users are set at the promotion code feature level. These can be overridden for a specific promotion code. Leave blank to use defaults.

- **Promo Code No Longer Applies Message:** Displays when the promo code previously successfully applied is no longer valid because the cart contents have changed.
- **Promotion Code Error Message:** Displayed when the cart contents are not eligible for the promo code, e.g., the cart value is not high enough or the minimum quantity has not been reached.
- **Promotion Code Applied Message:** Displayed when the cart contents are valid for the promo code.

Additional Information

Minimum Version Requirements	4.17.00
Prerequisites	The Promotion Codes feature must be enabled.
Self Configurable	Yes
Business Function	Promotions
BPD Only?	Yes
B2B/B2C/Both	Both
Ballpark Hours From CV (if opting for CV to complete self config component)	Contact Commerce Vision
Ballpark Hours From CV (in addition to any self config required)	Contact Commerce Vision
Third Party Costs	n/a
CMS Category	Campaigns & Promotions Promotion Codes

Related Help

- [Promo Codes - Additional Options](#)
- [Product Discount Promo Codes](#)
- [Promotion Codes Overview](#)
- [Repeating Promo Codes](#)
- [Free Freight Promo Codes](#)
- [Tiered Promotion Codes](#)
- [Delete expired Promo Codes](#)
- [Promotions](#)
- [Mixed Product Buy Pricing Promotion](#)
- [Free Product Promotions - Classic sites](#)