

Questionnaire Widget

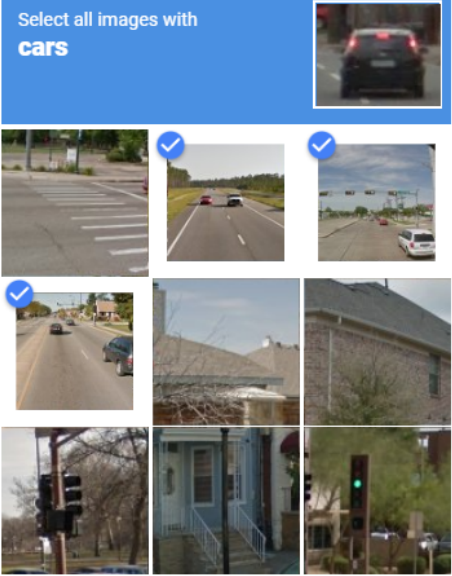
Widget Use

Renders questionnaire fields as a form on the page.

Example of Widget Use

An enquiry form:

Select all images with cars



VERIFY

Enquiry

Name *

Marie Antoinette

Email *

marie.antoinette@gmail.com

Phone

Phone

What is your enquiry relating to?

Product Information

Message *


Hello,

I am interested in your paper guillotine. Would you mind sending me information on how sharp it is?

Thank you

Marie

☐ I'm not a robot



reCAPTCHA

Privacy - Terms

Send


Where can the Widget be placed?

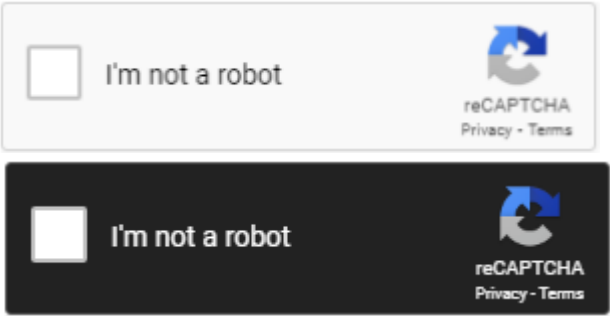
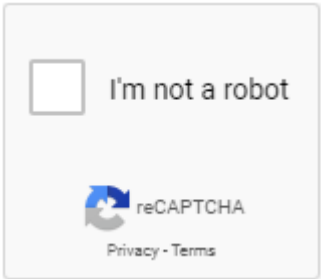
The widget can be used in the following templates:

- All Templates

Widget Options

Option	Use	Comments	Available from Version
Description	A short description of the widget's use.	This description is added to the widget title. It makes the widget's use clear on the template page.	All

Layer	The layer the widget is valid for.	Use layering to limit widget content to certain groups of users. To use the same widget for more than one user group but with different options set, add the widget as many times as needed in the same zone. Then add layering to define the user group each time.	All
Title	Heading at the top of the questionnaire.		3.78
Title Icon	Icon left of the heading text.		3.78
Questionnaire	Select set of fields for this form.		3.78
Email To	Email address form results are sent to.	If blank, email is automatically sent to new contact's email.	3.78
Send to End User?	Should an email also be sent to user filling in this form?	Default: OFF Toggle to enable	
Show Help Icon?	Display a help icon next to a field?	This can contain helpful tooltips for the user.	4.11
Email Subject	Subject line of the email.	Default: blank	3.78
Email Template	Select template used for email layout.	Generally, this is set to 'Questionnaire Results Email'	3.78
Redirect Route	URL of page user is redirected to after successful form submission.		3.78
Button Label	Text on the Submit button.	Default: Send	3.78
Valid Upload Types	Comma-separated list of file extensions this questionnaire accepts.	For example: .jpg,.png,.pdf,.doc	3.78
File Upload Label	Text for File Upload field.	Default: File Upload:	
Allow Multiple Upload Files	Allow user to upload multiple files with one form? If disabled, only one file upload can be uploaded.	Default: ON Toggle OFF to disable	3.78
Enable Widget Lazy Load?	Load widget only when it is in viewport.	Default: OFF Toggle to enable	
Captchas			
Captcha Version	<div>  <ul style="list-style-type: none"> If you do not want to use the Captcha feature, in the dropdown list, choose Please Select... If you choose reCAPTCHA v2, your site must be registered with Google reCAPTCHA and you must have valid API keys. </div> <p>The version of Captcha that is used with this widget. Select from:</p> <p>Default Captcha</p> <ul style="list-style-type: none"> the user enters the displayed alphanumeric value no API keys are needed for this version to work <p>reCAPTCHA v2:</p> <p>Depending on risk assessment results, the user is asked to:</p> <ul style="list-style-type: none"> tick the "I am not a robot" checkbox, OR tick the "I am not a robot" checkbox and complete a challenge, OR do nothing, with the request validated in the background. 	Default: Default Captcha	4.13.00
reCaptcha Site Key	<i>(For reCaptcha v2 option only)</i> Key generated by Google when you register a site for validation.	Used together with the Site Secret. NOTE - Please enter the Key here regardless of global settings.	4.13.00
reCaptcha Site Secret	<i>(For reCaptcha v2 option only)</i> Key generated by Google when you register a site for validation.	Used together with the Site Key. NOTE - Please enter the Secret here regardless of global settings.	4.13.00

reCaptcha Theme	<p>(For reCaptcha v2 option only)</p> <p>Colour scheme of the reCaptcha box.</p> <p>Light or Dark.</p>	Default: Light	4.13.00
			
reCaptcha Size	<p>(For reCaptcha v2 option only)</p> <p>Size of the reCaptcha check box.</p> <p>Normal or Compact.</p>	Default: Normal	4.13.00
			
reCaptcha Badge	NOTE: This field is not in use.		4.13.00
Signature	Use	Comments	
Signature Label	Label for Signature field.	Default: Signature	4.36
Signature Resign Button Label	Label for Clear Signature field.	Default: Clear Signature	4.36
Signature Mandatory Error Message	Message when signature is required.	Default: Signature is required	4.36

Implementation Guide

- [Questionnaires & Forms](#)

Related help

- [Questionnaires & Forms](#)
- [Questionnaire Results Title Widget](#)
- [Questionnaire Results Widget](#)