





Order Templates Widget

Widget Use

Displays the lines of the saved order template.

Example of Widget Use

Label order

Search for products		Add To Template		Re-Price	Clear Qty's	Remove All	Add All To Cart	Update	Undo All Changes
Product	Price (ex GST)	Discount	Ext. Price (ex GST)	Qty	Options				
 Fragile Labels, 3x1", 500 Roll Code: CV002	\$15.50	5.00 %	\$14.72	1	Delete				
 This Side Up Labels, 3x6", 500 Roll Code: CV003	\$25.50	5.00 %	\$24.22	1	Delete				
 Lateral Filing Labels, A-Z, 180 Pack Code: CV389	\$13.95	5.00 %	\$13.25	1	Delete				
 Lateral Filing Labels, 0-9, 180 Pack Code: CV390	\$13.95	5.00 %	\$13.25	1	Delete				
Subtotal (ex GST)									\$65.46
Plus GST									\$6.55
Total (Inc GST)									\$72.01

Where can the Widget be placed?

The widget can be used in the following templates:

- Order Templates Page Template

Widget Options

Option	Use	Comments	Available from Version
Description	A short description of the widget's use.	We recommend this field be updated so the widget's purpose is clear at a glance from the template page.	All
Layer	The layer the widget is valid for.	The layering technology allows for the content to be shown to specific audiences. This is handy if the content is only valid for a certain type of user, or if the same widget is required for more than one audience but different configurations aer needed. The widget can be added to the zone more than once and the layer feature can determine which audience can see each widget.	All
Show APN Instead Of Product Code	Whether the Australian Product Number is displayed instead of the product code.	Default: disabled (product code is displayed) Toggle to enable	All
Show Discount?	Whether the discount column is included in the template. NOTE - This discount column is for discounts integrated from your ERP for a specific customer or user.	Default: enabled Toggle to disable	All

Increase Quantities In Pack Qty?	Whether values in the quantity box increase/decrease by pack quantity (rather than default value of 1) when using the plus/minus icons.	Default: disabled Toggle to enable	All
Default Quantity When Adding	Default product quantity to add to order template	Default: 1	
Use Product Hyperlink?	Whether the product title and image are hyperlinked back to the product's detail page.	Default: enabled Toggle to disable	All
GST Prompt	Label for sales tax heading.	Default: GST	
Add Note Button Text	Text for Add Note button.	Default: Add Note	All
Not Available	Label for alert when product is unavailable.	Default: Not Available	
Add To Cart Button Text	Text for Add to Cart button.	Default: Add to Cart checkc	
Detail View UOM Difference Text	Text to display when product price Unit of Measure is not 1, or order line UOM is not equal to product UOM.	Default: Price Per {0}{1} {0} - placeholder for SolPriceUOM {1} - placeholder for UnitDescription NOTE - This field is shared in other widgets. Changing the text here will change it in the other widgets.	
Show 'Print' Button On Order List On Mobile?	Display 'Print' button on order list.	Default: enabled Toggle to disable	
Show 'Print' Button On Order On Mobile?	Display 'Print' button on order.	Default: enabled Toggle to disable	
Template Buttons Placement	Where to display the Template Buttons	Default: Top Options: Top, Bottom or Both	
Show Extended UOM Difference Text?	Provides more detail for the user.	Default: disabled Toggle to enable	

Related help

- [Order Template Maintenance](#)
- [Par Value VMI Templates](#)
- [Add To Order Template from Product Pages](#)
- [Order Line Notes](#)
- [Order Templates](#)

Related widgets

- [Order Template Cost Centre Widget](#)
- [Order Template Notes Widget](#)
- [Add Product To Order Template Widget](#)
- [Order Template Sequence Widget](#)