

# Product Reviews

## Contents

- [Overview](#)
- [Enabling Product Reviews](#)
- [Step-by-step guide](#)
- [Approving Product Reviews](#)
- [Additional Information](#)
- [Related help](#)
  - [Related widgets](#)

## Overview

CV ecommerce websites offer Product Review functionality via widgets.

Reviews are submitted by online users and feature a star rating, title, and summary text.

Customer Reviews

There are currently no reviews for this product. Be the first!

✎

Write A Review

Name: \*

Email: \*

Overall Rating: \*

★ ★ ★ ★ ★

★ ★ ★ ★ ★

★ ★ ★ ★

★ ★ ★

★ ★

★

Your Location: \*

Review Title: \*

Your Review: \*

Write your review here

✓

Submit Review

Product Reviews are displayed on the product detail page of the website after being approved by an Administrator. The reviewer's name and location (optional) are displayed under the review, as well as the submission date.

### Can't live without these



I have to buy 3 times as many pins as I need, because everyone in the office steals mine. They're very handy indeed.

Jane Taylor , Melbourne

7 Apr 2015

## Enabling Product Reviews

Product Reviews are configured via the Content Management System (CMS). There are two widgets which can be added to the product detail template:

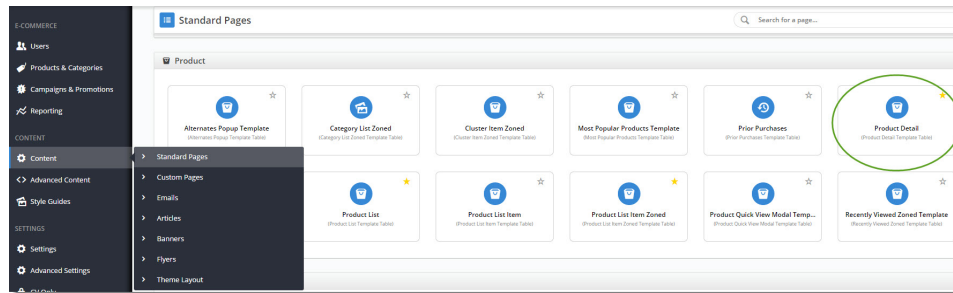
- **Product Rating widget (optional)**- displays the average rating of the product, as well as buttons prompting the user to Read or Write a review.
- **Product Reviews widget** - displays recently approved reviews, and houses the actual review entry fields.

The screenshot shows a product detail page for 'Push Pins, Silver, 100 Box' with product code CV295. The page features a product image of silver push pins, a price of \$3.95 inc GST, and a quantity selector. Below the price is a 'Rating' section with five orange stars and buttons for 'Read Reviews (1)' and 'Write A Review'. A red arrow points to this section with the label 'Product Rating widget'. Below the rating is a 'Customer Reviews' section with the text '5 stars based on 1 review' and a 'Write A Review' button. A red arrow points to this section with the label 'Product Review widget'. At the bottom of the page, there is a review snippet titled 'Can't live without these' with five orange stars, the text 'I have to buy 3 times as many pins as I need, because everyone in the office steals mine. They're very handy indeed.', the reviewer's name 'Jane Taylor', location 'Melbourne', and date '7 Apr 2015'.

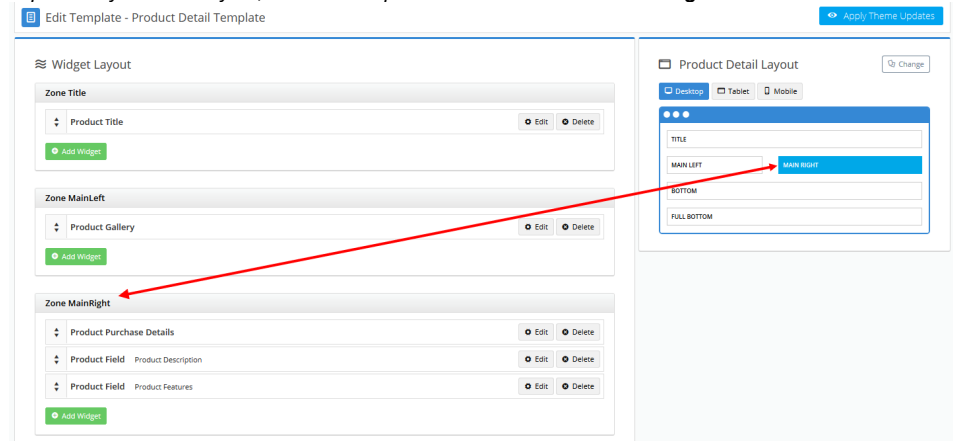
## Step-by-step guide

To Enable Product Reviews:

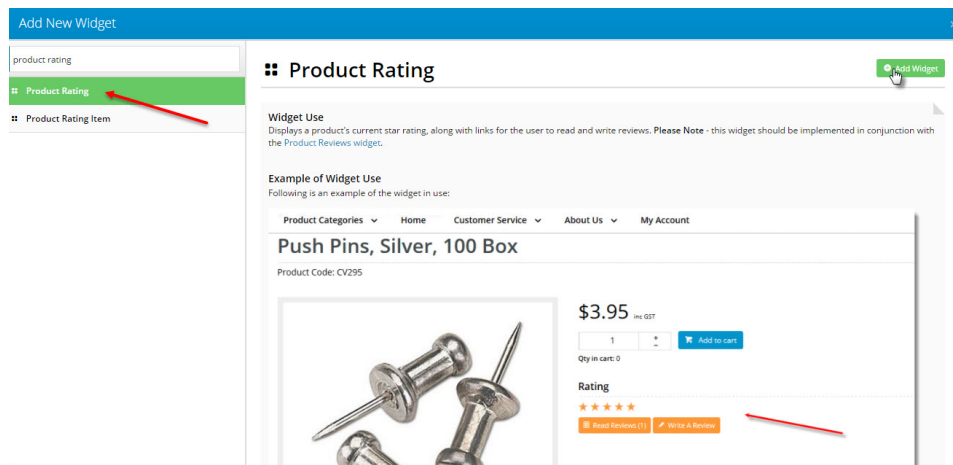
1. In the CMS, go to **Content Standard Pages**.
2. Select the **Product Detail** template.



3. If using the optional **Product Rating** widget, locate the appropriate zone placement. The optimal location will depend on your site's layout, but common placements include 'Zone MainRight' or 'Zone Bottom'.

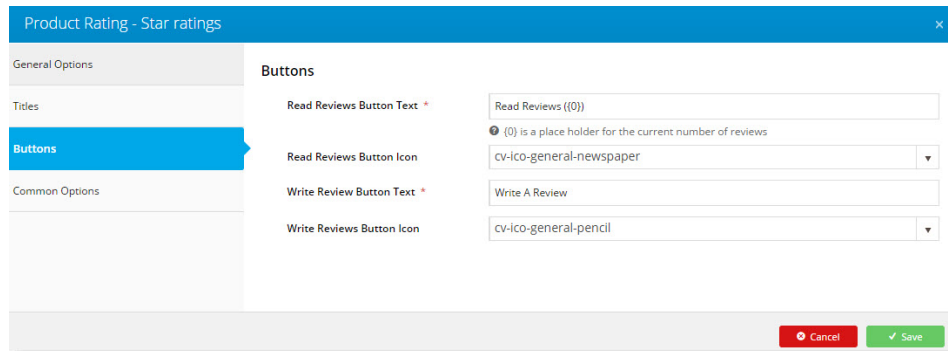


4. Click the **Add Widget** button.
5. Search for '**Product Rating**' in the Add Widget popup.
6. Highlight the widget and click **Add Widget**.



7. Drag the widget to the desired sequence in the widget list, if required.

8. Click **Edit** to configure widget options. A popup will appear.



9. Click **Save** after making required changes.

10. Next, locate the appropriate zone for the **Product Reviews** widget. The optimal location will depend on your site's layout, but common placements include '**Zone Bottom**' or '**Zone FullBottom**'.

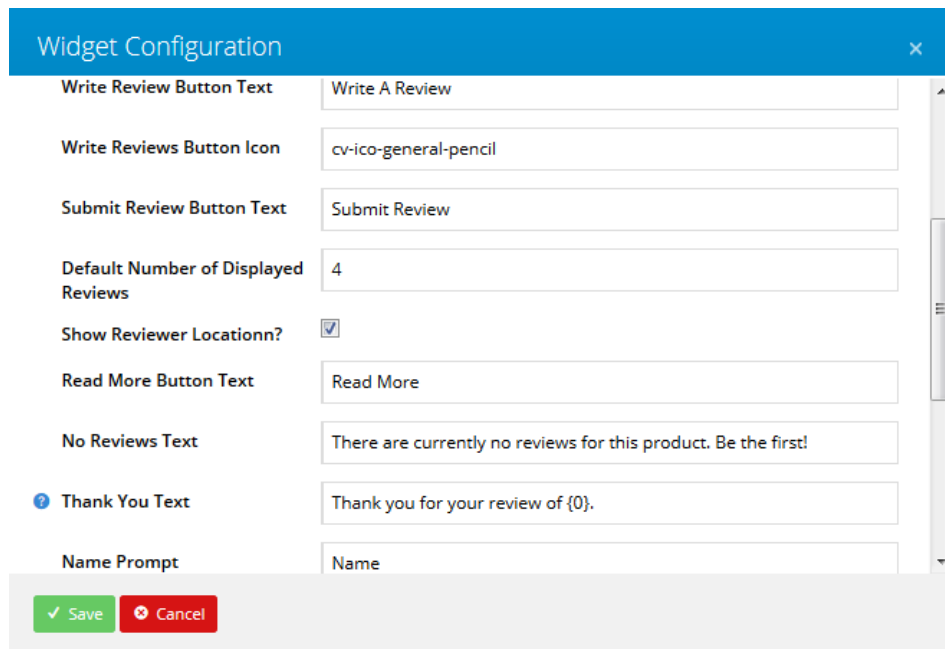
11. Click **Add Widget**.

12. Search for and select the **Product Reviews** widget.

13. Click **Add**.

14. Drag the widget to the desired sequence in the widget list, if required.

15. Click **Edit** to configure the widget. Options include: default number of reviews to display, flag to include reviewer's location, Thank You message text, and field prompts.



16. Click **Save** after making required changes.

*The Product Reviews widgets will now be visible upon refresh of the product page.*

## Approving Product Reviews

Actual product reviews will not appear on the website until they have been approved by a site Administrator.

For instructions on approving or rejecting reviews, refer to [Manage Product Reviews](#).

Approval of Product Reviews

Status Restrictions : Approved

Search For :  ☒ Contains ☐ Starts With Search

Product Code	Rating	Review Title	Review Text	Reviewer Name	Reviewer Email	Reviewer Location	Response Date	
Endurance T10HRC Treadmill	5	Great machine	Excellent for training.	Joe	test@commercevision.com.au	Sydney	10-Nov-2015	<div style="display: inline-block; border: 1px solid black; padding: 2px 5px;">Approve</div> <div style="display: inline-block; border: 1px solid black; padding: 2px 5px;">R</div>

[Modify](#)  
 1 records. (1 page)

Product Code : CV100
Endurance T10HRC Treadmill

Rating : 5

Review Title : Great machine

Review Text : 

Excellent for training.

Reviewer Name : Joe

Reviewer Email : test@commercevision.com.au

Reviewer Location : Sydney



From version 4.09+, you can also display an Admin response to individual reviews! Our article on [Manage Product Reviews](#) explains how.

## Additional Information

Product Reviews are displayed on the product detail page of the website after being approved by an Administrator. The reviewer's name and location (optional) are displayed under the review, as well as the submission date.

Minimum Version Requirements	03.75.00
Prerequisites	--
Self Configurable	Yes
Business Function	Website User Experience
BPD Only?	Yes
B2B/B2C/Both	Both

<b>Ballpark Hours From CV (if opting for CV to complete self config component)</b>	2
<b>Ballpark Hours From CV (in addition to any self config required)</b>	Contact Commerce Vision
<b>Third Party Costs</b>	n/a
<b>CMS Category</b>	<ul style="list-style-type: none"> <li>• Content Pages &amp; Templates</li> <li>• Products &amp; Categories Product Review Approval</li> </ul>

## Related help

- [Custom Fields](#)
- [Customisation Resources](#)
- [Product Features](#)
- [Default Product Image in a List](#)
- [Product Variants](#)

## Related widgets

- [Product Reviews Widget](#)
- [Product Rating Widget](#)
- [Product List Rating Widget](#)