

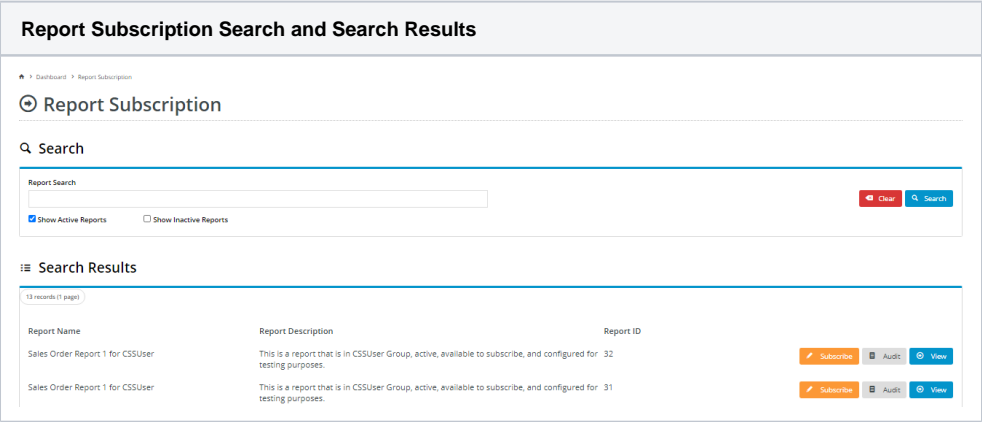
Report Subscription Widget

Widget Use

Renders input field and button configurations for the Report Subscription screen. Field labels, headings and text can be edited.

Example of Widget Use

The following is an example of the widget in use.



Where can the Widget be placed?

The widget can be used in the following templates:

- Report Subscription Template

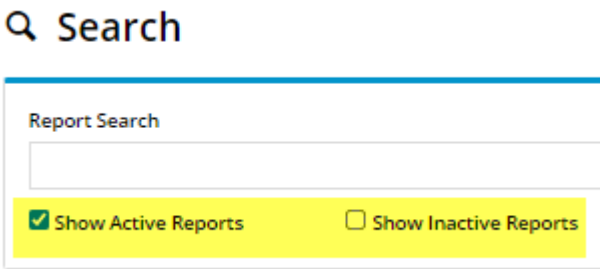
Implementation guides

- [Subscribing to reports](#)

Widget Options

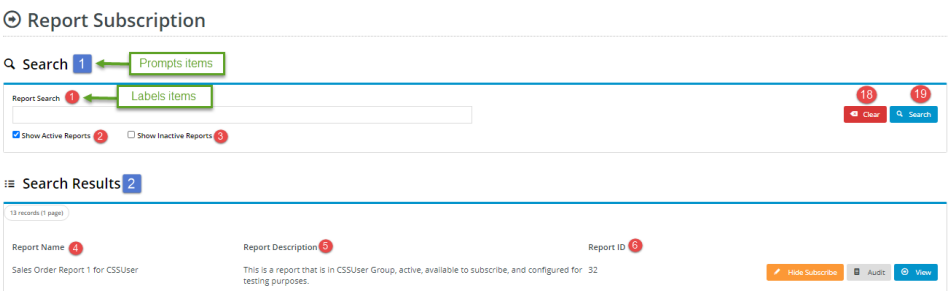
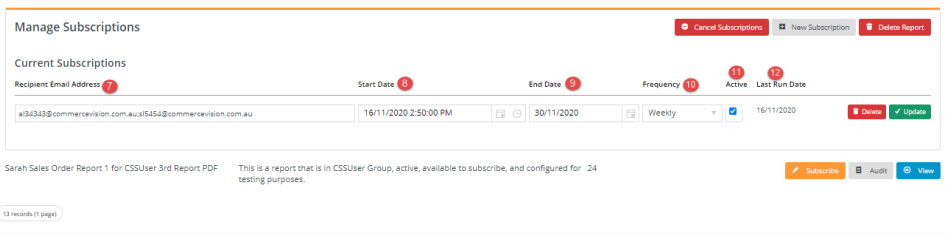

Note - some fields display only if in use

Option	Use	Comments	Available from Version
Description	A short description of the widget's use.	We recommend this field be updated so the widget's purpose is clear at a glance from the template page.	All
Layer	The layer the widget is valid for.	<p>The layering technology allows for the content to be shown to specific audiences.</p> <p>This is handy if the content is only valid for a certain type of user, or if the same widget is required for more than one audience, but different configuration is needed.</p> <p>The widget can be added to the zone more than once and the layer feature can determine which audience can see each widget.</p>	All

Show Active And Inactive Reports Flags?	<p>By default, the system selects active reports only for Search. If toggled ON, the 'Show Active Reports' and 'Show Inactive Reports' checkboxes appear in the Search Reports function.</p> 	<p>Default: ON ON: Both checkboxes appear. This allows users to find both active and inactive reports, or just inactive reports. OFF: Checkboxes do not appear. Users cannot select inactive reports.</p>	4.23
---	--	---	------

Page Size	This sets the maximum number of pages to display search results.	Default: 20	4.23
-----------	--	-------------	------

Labels

1. Search/Search Results labels 1-6, 18-19, prompts 1-2			
2. Manage Subscriptions labels 7-12			
3. Subscription Log labels 13-17			

1. Search Subtitle Label	The heading displayed for the Reports Search field.	Default: Report Search	4.23
2. Search Show Active Label	Label for the Active Reports checkbox.	Default: Show Active Reports	4.23
3. Search Show Inactive Label	Label for the Inactive Reports checkbox	Default: Show Inactive Reports	4.23
4. Report Name Label	Heading for the report name in Search Results	Default: Report Name	4.23
5. Report Description Label	Heading for the Report Description column in Search Results	Default: Report Description	4.23
6. Report ID Label	Heading for the Report ID column in Search Results	Default: Report ID	4.23
7. Subscription Recipient Email Address Label	Label for the recipient email address field	Default: Recipient Email Address	4.23
8. Subscription Start Date Label	Label for the Subscription Start Date field	Default: Start Date	4.23

9. Subscription End Date Label	Label for the Subscription End Date field	Default: End Date	4.23
10. Subscription Frequency Label	Label for the scheduling frequency dropdown list	Default: Frequency	4.23
11. Subscription Active Label	Text for the checkbox to make subscription active/inactive	Default: Active	4.23
12. Subscription Last Run Date Label	Heading text for the last run date column in Manage Subscriptions section (displayed only if the report has a subscription)	Default: Last Run Date	4.23
13. Subscription Log Recipient Email Address Label	Text for email recipient column in Subscription Log	Default: Recipient Email Address	4.23
14. Subscription Log Sent Date Time Label	Text for date/time column in Subscription Log	Default: Sent Date Time	4.23
15. Subscription Log Status Label	Text for Log Status column in Subscription Log	Default: Status	4.23
16. Subscription Log Cc Label	Text for Cc recipient column in Subscription Log	Default: Cc	4.23
17. Subscription Log Bcc Label	Text for Bcc recipient column in Subscription Log	Default: Bcc	4.23
18. Clear Search Button Label	Text on button to clear current report search	Default: Clear	4.23
19. Search Button Label	Text on button to initiate search for report	Default: Search	4.23
Prompts			
1. Search Title Prompt	Report Search section heading	Default is: Search	4.23
2. Search Results Title Prompt	Search Results section heading	Default: Search Results	4.23
3. No Reports Available Prompt	Text displayed when a Search finds no reports	Default: There were no reports found.	4.23
4. No Subscriptions Available Prompt	Text displayed when the user clicks the Subscribe button for a report and there are no current subscriptions	Default: There are currently no subscription log records for {0}.	4.23
5. Delete Report Has Subscribers	Text displayed in popup message when a user tries to delete a report that has current subscriptions	Default: Cannot delete this report, still have some subscribers.	4.23
6. Delete Report Confirmation Prompt	Text displayed when a user clicks the Delete Report button.	Default: Are you sure you want to delete this report?	4.23
7. Delete Report Error Prompt	Text displayed when user-initiated deletion fails	Default: There was an error while deleting this report, please try again	4.23

Related Help

- [Reporting Functions](#)
- [Google Tag Manager with Universal Analytics](#)
- [Scheduled Reporting](#)
- [Run a Report](#)
- [Report Generator \(Scheduled Reporting\)](#)
- [Configure Scheduled Reporting](#)
- [Report Subscriptions \(Scheduled Reporting\)](#)
- [Google Universal Analytics](#)
- [Report Subscription Widget](#)
- [Report Generator Widget](#)
- [Create Users to Approve Report](#)

Related Widgets

Related widgets

- [Report Generator Widget](#)

