


Customer Payment Token Management Widget

Widget Use

Displays the text in fields in the Customer Payment Token Management screen.

Example of Widget Use

The following is an example of the widget in use:





Customer Payment Token Management

Customer Payment Token Management

Credit Card Detail

Customer Code	ABC
Card Holder Name	John Smith
Card Holder Title	Mr.
Card Type	VISA
Masked Card Number	444433XXXXXX1111
Expiry Month	Dec
Expiry Year	2020
Email Address	john.smith@abc123.com.au

 Update Credit Card

 Delete Credit Card

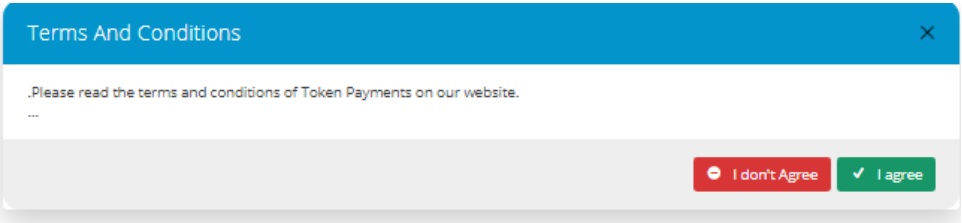
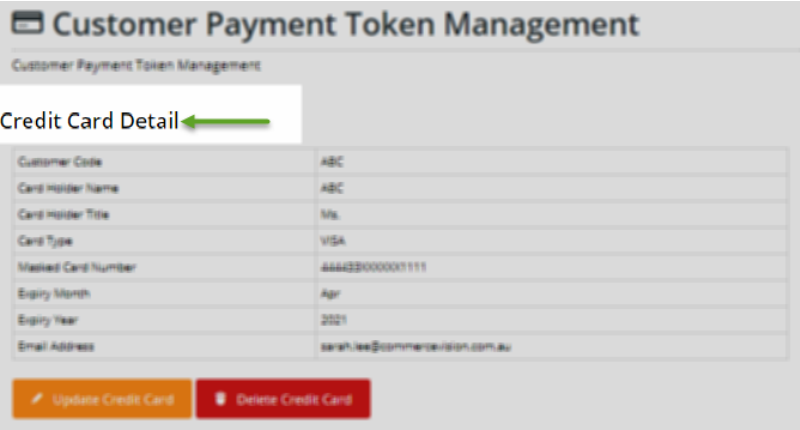


Where can the Widget be placed?

The widget can be used in the following templates:

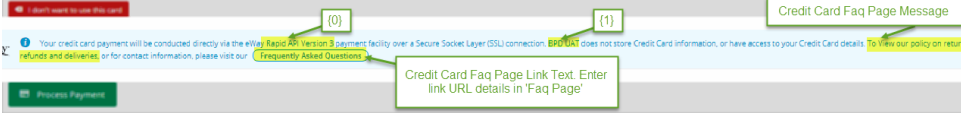
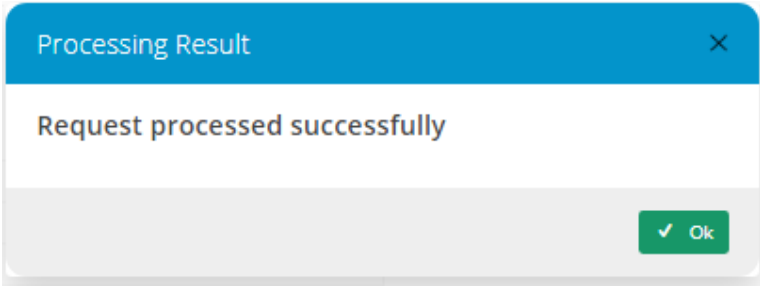
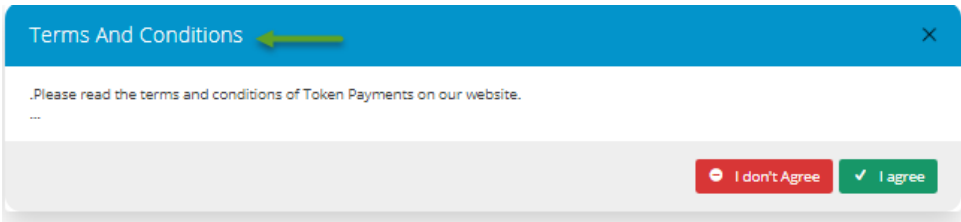
- Customer Payment Token Management Template

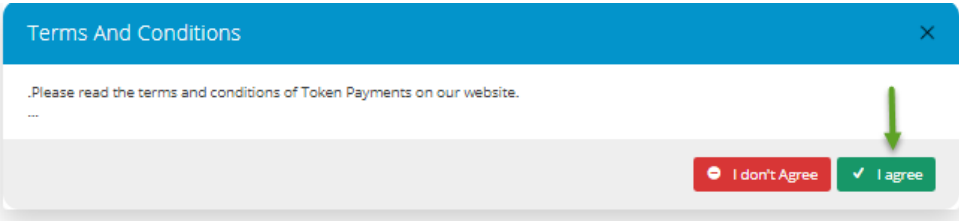
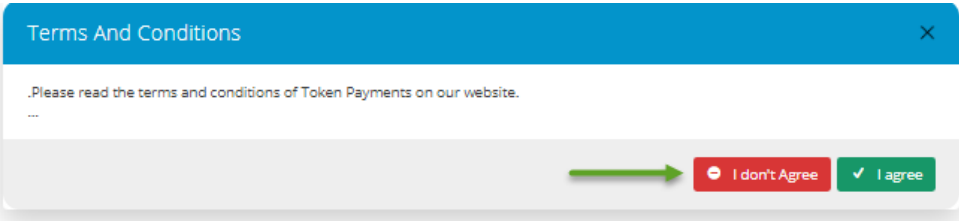
Widget Options

General Option	Use	Comments
Description	A short description of the widget's use displayed with the widget's title.	A short description of the widget's use displayed with the widget's title.

Layer	The layer the widget is valid for.	<p>The tech allow cont show spec audi</p> <p>This if the is or for a type or if widg requ more one but c conf are r</p> <p>The can to th more once laye can dete whic audi see widg</p>
Terms and Conditions	<p>Text for the Terms and Conditions popup box displayed the first time a Customer wants to add a credit card in the Customer Payment Token Management screen. Customer has to agree to continue.</p> 	Defe
Credit Card Detail Heading	<p>Heading when there is an existing credit card for token payment</p> 	Defe Crec Dete
Update Credit Card Button Label	<p>Text for the button that appears if a credit card has been added, to allow user to change the credit card saved.</p> 	Defe e Cr
Delete Credit Card Button Label	<p>Text for the button that appears if a credit card has been added, to allow user to delete the saved credit card from the system.</p> 	Defe Dele Carc

Delete Credit Card Dialogue Heading	Text for the heading in the confirmation popup box displayed after the user clicks the 'Delete Credit Card' button.	Delete Credit Card Confirmation
Delete Credit Card Confirmation	Text for the question in the popup box asking the user to confirm they want the credit card deleted.	Are you sure you want to delete the credit card?
Add Credit Card Button Label	Text for the button in the Customer Payment Token Management page, to add a credit card.	Definitely Credit Card
No Credit Card Found Message	Text displayed in the Customer Payment Token Management page when there is no existing credit card	Definitely Credit Card Found
Credit Card Form Heading	Heading for the form the user fills to enter credit card details	Definitely Credit Card Information

Credit Card Message	<p>Text for message that is displayed in the credit card form for adding a card and in the Payment panel when the user has selected the Customer Token Payment option. Works together with the 'Faq Page', 'Credit Card Faq Page Message' and 'Credit Card Faq Page Link Text' fields.</p> 	<p>Defe cred infor will t proc direc the { payr facili Secu Socl (SSL conr {1} c store Carc infor or h: acce your Carc</p> <p>{0} = API</p> <p>{1} = busii /corr nam</p>
Credit Card Faq Page Message	<p>Text for any relevant returns/refunds/deliveries etc message that is displayed in the Payment panel when the Customer Token Payment option has been selected.</p>	<p>Defe view polic retur refur deliv for c infor plea our</p>
Faq Page	<p>URL/path for FAQs page that is displayed with the Credit Card Faq Page Message. Works with 'Credit Card Faq Page Link Text' field.</p>	<p>Defe</p>
Credit Card Faq Page Link Text	<p>Text displayed for Faq Page link in Credit Card Faq Page Message. Works with 'Faq Page' field. (See 'Credit Card Message' field)</p>	<p>Defe ently Que</p>
Processing Result Heading	<p>Text for the heading in the popup message displayed to inform the user whether payment is successful.</p> 	<p>Defe ssini</p>
Process Failed Message	<p>Text for the Processing Result popup message when the Customer Token payment fails.</p>	<p>Defe d to your</p>
Process Succeeded Message	<p>Text for the Processing Result popup message when token payment processing is successful.</p>	<p>Defe est proc succ</p>
Terms And Conditions Heading	<p>Text for heading for popup message displayed when the user first adds a credit card for storing as customer token payment.</p> 	<p>Defe Tern Con</p>

Agree Button Label	Text for button on Terms and Conditions popup message. 	Defe agre
Disagree Button Label	Text for button on Terms and Conditions popup message. 	Defe don'
Credit Card Expiry Message	Text for message displayed a credit card that has expired.	This card expi neec dele card then new

Related Help

- [Customer Token Payments](#)