


Order Line Cluster Suggested Qty Widget

Widget Use

Renders a prompt plus numeric value to indicate the suggested purchase quantity for products in the shopping cart.



Example of Widget Use

Following is an example of the widget in use:

 **Shopping Cart**

Please review your cart before checkout.

Update Order

Product	Qty	Price (inc GST)	Unit	Total (inc GST)
<div><div>Casio FX100AU Plus Calculator Code: FX1</div></div>	<div>1 - +</div> <div>Qty Suggested: 1</div> <div><div>Update</div><div>Remove</div></div>	\$43.74	Each	\$43.74
<div><div>Pencil Case 340 x 170mm Code: PC</div></div>	<div>1 - +</div> <div>Qty Suggested: 1</div> <div><div>Update</div><div>Remove</div></div>	\$1.72	Each	\$1.72
Subtotal (inc GST)				\$45.46
Total (inc GST)				\$45.46

Where can the Widget be placed?

The widget can be used in the following templates:

- Order Lines Information Template

Widget Options

Option	Use	Comments	Available from Version
Description	A short description of the widget's use.	We recommend this field be updated so the widget's purpose is clear at a glance from the template page.	All
Layer	The layer the widget is valid for.	<p>The layering technology allows for the content to be shown to specific audiences.</p> <p>This is handy if the content is only valid for a certain type of user, or if the same widget is required for more than one audience, but different configuration is needed.</p> <p>The widget can be added to the zone more than once and the layer feature can determine which audience can see each widget.</p>	All

Other Widgets

- **Order Payment Links Form Widget** — Renders an order details stepper with an order form that can be automatically populated with query strings, and/or manually entered by the user. The form doesn't validate the order details are accurate in order to stay both secure and accessible to unauthenticated users.
- **Magic Link Authentication Message Widget** — Renders the Magic Link authentication message.
- **CUSTOM_Side by Side Content Tiles Widget** — Renders two side by side content tiles in a zone with widget options for selecting or adding background colour, image, text and link/button positioning.
- **Stock Dialog Widget** — Displays the Stock to Receive Detail dialog window.
- **Stock to Receive Widget** — Displays the Stock to Receive page.
- **Stock Levels Widget** — Displays Stock Levels page.
- **Order Declined Pending 3rd Party Installment Msg Widget** — Renders the message body for the email sent when the user selects to sign up and pay with a Buy Now Pay Later provider but approval is subject to further checks.
- **Order Field Static Widget** — Renders an additional order field in email templates.
- **Online Quote Validation Widget** — Renders the appropriate message to the user after the current status of an online quote accessed via an email link is validated.
- **Header Level Cost Centre Widget** — Renders the cost centre input field on the order header in the shopping cart.
- **Openpay Summary Widget** — Renders Openpay marketing information for a product on the product detail page. Use this widget instead of the **Product Purchase Details widget** if you want to customise tagline placement on the template.
- **Order Line Availability - Click and Collect Widget** — Displays product availability and delivery methods at the order line level in dynamic scenarios such as the cart when Click & Collect is enabled.
- **Account Activation Email Content Widget** — Renders the message content in the Invitation to Register an Account email.
- **Order Template Cost Centre Widget** — Renders the cost centre input field on each product line in an order template.
- **BPAY Account Payment Detail Widget** — Renders BPAY payment information in the body of the BPAY Account Payment email. This email is sent to users who pay invoices or pay down their account balance using BPAY.