

# Product Favourite Button Widget

## Widget Use

Renders the 'Favourite' button on the product detail page for logged in users. Use of this widget replaces the 'Show Favourites Button?' flag on the [Product Purchase Details widget](#).

With the Product Favourite Button widget, the button text can be customised based on the product's favourite status. The button's placement on the page can also be customised.

## Example of Widget Use

Following is an example of the widget in use:

### Tudor Bright A4 Coloured Paper

Product Code: CV246




\$22.95 ex GST


Cost Centre

1

+

-

 Add to cart

 Add to favourites



# Reflex A4 Blue Paper

Product Code: CV239



\$16.50 ex GST


Cost Centre

Cost Centre

1

+

-

 Add to cart

★ Remove from Favourites



## Where can the Widget be placed?

The widget can be used in the following templates:

- Product Detail Template

## Widget Options

Option	Use	Comments	Available from Version
Description	A short description of the widget's use.	We recommend this field be updated so the widget's purpose is clear at a glance from the template page.	All
Layer	The layer the widget is valid for.	<p>The <a href="#">layering technology</a> allows for the content to be shown to specific audiences.</p> <p>This is handy if the content is only valid for a certain type of user, or if the same widget is required for more than one audience, but different configuration is needed.</p> <p>The widget can be added to the zone more than once and the layer feature can determine which audience can see each widget.</p>	All
Add To Favourites Text	The text displayed when the product is not on the user's Favourites list.	Default is: Add to favourites	3.86

Is Favourites Text	The text displayed when the product IS on the user's Favourites list.	Default is: Favourite	3.86
--------------------	---	-----------------------	------

## Other Widgets

- [Order Payment Links Form Widget](#) — Renders an order details stepper with an order form that can be automatically populated with query strings, and/or manually entered by the user. The form doesn't validate the order details are accurate in order to stay both secure and accessible to unauthenticated users.
- [Magic Link Authentication Message Widget](#) — Renders the Magic Link authentication message.
- [CUSTOM\\_Side by Side Content Tiles Widget](#) — Renders two side by side content tiles in a zone with widget options for selecting or adding background colour, image, text and link/button positioning.
- [Stock Dialog Widget](#) — Displays the Stock to Receive Detail dialog window.
- [Stock to Receive Widget](#) — Displays the Stock to Receive page.
- [Stock Levels Widget](#) — Displays Stock Levels page.
- [Order Declined Pending 3rd Party Installment Msg Widget](#) — Renders the message body for the email sent when the user selects to sign up and pay with a Buy Now Pay Later provider but approval is subject to further checks.
- [Order Field Static Widget](#) — Renders an additional order field in email templates.
- [Online Quote Validation Widget](#) — Renders the appropriate message to the user after the current status of an online quote accessed via an email link is validated.
- [Header Level Cost Centre Widget](#) — Renders the cost centre input field on the order header in the shopping cart.
- [Openpay Summary Widget](#) — Renders Openpay marketing information for a product on the product detail page. Use this widget instead of the [Product Purchase Details widget](#) if you want to customise tagline placement on the template.
- [Order Line Availability - Click and Collect Widget](#) — Displays product availability and delivery methods at the order line level in dynamic scenarios such as the cart when Click & Collect is enabled.
- [Account Activation Email Content Widget](#) — Renders the message content in the Invitation to Register an Account email.
- [Order Template Cost Centre Widget](#) — Renders the cost centre input field on each product line in an order template.
- [BPAY Account Payment Detail Widget](#) — Renders BPAY payment information in the body of the BPAY Account Payment email. This email is sent to users who pay invoices or pay down their account balance using BPAY.