

# Most Popular Products Widget

## Widget Use


Renders a list of 'most popular' products on any product list page. The list content is populated via Baynote algorithms, meaning a Baynote account and export template must be in place prior to implementation.

## Example of Widget Use

Following is an example of the widget in use:

Our Best Sellers

Showing 1-5 of 6




Chromacryl Student Acrylic Paint 2 Litre White

Temporarily Out Of Stock

ADD TO CART

☐ Compare




Chromacryl Student Acrylic Paint 2 Litre Cool Yellow

In Stock

ADD TO CART

☐ Compare




Fas Student Acrylic Paint 2 Litre White

In Stock

ADD TO CART

☐ Compare




5 Star NZACRYL Acrylic Paint 1.5 Litre Pouch White

In Stock

ADD TO CART

☐ Compare



Fas Total Wash Poster Paint 2 Litre White

In Stock

ADD TO CART

☐ Compare

## Where can the Widget be placed?

The widget can be used in the following templates:

- Product List Template

## Widget Options

Option	Use	Comments	Available from Version
Description	A short description of the widget's use.	We recommend this field be updated so the widget's purpose is clear at a glance from the template page.	All
Layer	The layer the widget is valid for.	The <a href="#">layering technology</a> allows for the content to be shown to specific audiences.  This is handy if the content is only valid for a certain type of user, or if the same widget is required for more than one audience, but different configuration is needed.  The widget can be added to the zone more than once and the layer feature can determine which audience can see each widget.	All
Title	The heading text displayed at the top of the product list.	Default is: Most Popular Items	3.87
Title Icon	The icon displayed to the left of the Title text.		3.87
Show Display Count With Title?	Determines whether the total and number of currently displayed products is shown under the heading text.	Default is: unticked  Tick to enable	3.87

Max Number Of Products	The maximum number of products contained in the list.	Default is: 4	3.87
Show Next Previous Buttons?	Determines whether the Next and Previous product links are shown.	Default is: unticked Tick to enable	3.87
Baynote Template Name	Determines which Baynote template /algorithm to use	The Product Search, Product Category/Sub Category and Product List pages (ProductDisplay.aspx) are generated by a single template: Product List Template. So that the correct Baynote template is displayed on these pages, you will need to use the following prefix: <ul style="list-style-type: none"> <li>• PS_ - search page</li> <li>• PC_ - category/sub category page</li> <li>• PL_ - category page with products</li> </ul>	3.89
Display Mode	Determines the format in which products are shown. Options are: <ul style="list-style-type: none"> <li>• Slider</li> <li>• Grid</li> <li>• List</li> </ul>	Default is: Slider	3.96
Show On Category List Page?	Determines whether the widget is rendered on Category list pages.	Default is: ticked Untick to disable	4.00
Show On Product List Page?	Determines whether the widget is rendered on Product list pages.	Default is: ticked Untick to disable	4.00

## Implementation Guide

- [Most Popular Products](#)