


# Quote Submitted Message Widget

## Widget Use

Renders the message text in the body of the Quote Submitted email, which gets sent to the site Administrator when a customer requests a quote on their shopping cart.

## Example of Widget Use

Following is an example of the widget in use:





 Commerce Vision BPD

## Quote Submitted #100011313

Quote Request Details:

<b>Quote Order Number</b>	<b>100011313</b>
Customer Details	A & A Cabinets (AACAB)
Entered by User	Katie Koss
User email Address	katie.koss@commercevision.com.au
Quote Total	480.12

### Order Summary

Item	Qty	Price (inc GST)	Unit	Discount	Total (inc GST)
 <a href="#">PENN Championship Tennis Balls - 12-Pack</a> <a href="#">Code: CV118</a> Out Of Stock	1	\$32.99	Pack	0.00%	\$32.99
 <a href="#">Euro Style 3-Drawer Steel Mobile Pedestal</a> <a href="#">Code: CV343</a> Out Of Stock	1	\$362.45	Each	0.00%	\$362.45
 <a href="#">Black Foldback Clips, 25mmW, 12 Pack</a> <a href="#">Code: CV287</a> Out Of Stock	1	\$1.09	Pack	0.00%	\$1.09
 <a href="#">Starter Acoustic Guitar</a> <a href="#">Code: CV174</a> Out Of Stock	1	\$83.59	SET	0.00%	\$83.59

## Where can the Widget be placed?

The widget can be used in the following templates:

- Standard Quote Submitted Email Template

## Widget Options

Option	Use	Comments	Available from Version												
Description	A short description of the widget's use.	We recommend this field be updated so the widget's purpose is clear at a glance from the template page.	All												
Layer	The layer the widget is valid for.	<p>The <a href="#">layering technology</a> allows for the content to be shown to specific audiences.</p> <p>This is handy if the content is only valid for a certain type of user, or if the same widget is required for more than one audience but different configurations are needed.</p> <p>The widget can be added to the zone more than once and the layer feature can determine which audience can see each widget.</p>	All												
Quote Submitted Message	Renders the details of the quote request, such as quote number, customer name and email address, and total quote value. Placeholders ({content goes here}) are used to dynamically insert this personalised content.	<p>Default:</p> <table><tr><th>Quote Order Number</th><th>{OrderNumber}</th></tr><tr><td>Customer Details</td><td>{CustomerDetails}</td></tr><tr><td>Entered by User</td><td>{UserFirstName} {UserLastName}</td></tr><tr><td>User email Address</td><td>{UserEmail}</td></tr><tr><td></td><td></td></tr><tr><td>Quote Total</td><td>{QuoteTotal}</td></tr></table>	Quote Order Number	{OrderNumber}	Customer Details	{CustomerDetails}	Entered by User	{UserFirstName} {UserLastName}	User email Address	{UserEmail}			Quote Total	{QuoteTotal}	3.81
Quote Order Number	{OrderNumber}														
Customer Details	{CustomerDetails}														
Entered by User	{UserFirstName} {UserLastName}														
User email Address	{UserEmail}														
Quote Total	{QuoteTotal}														

## Related help

- [Freight Recalculation from Quote Review](#)
- [Quotes](#)
- [Online Quotes mode](#)
- [Standard and Approved Quotes mode](#)
- [Quote Review](#)
- [Standard Quotes mode](#)
- [Quote Requests - Classic sites](#)

## Related widgets

- [Online Quote Validation Widget](#)
- [Quote Review Widget](#)
- [Quote Reminder Email Information Widget](#)
- [Expired Quote Usage Request Email Information Widget](#)
- [Quote Order Switch Button Widget](#)
- [Cart Cancel Quote Button Widget](#)
- [Cart Quote Button Widget](#)