

### Product Category Title

Sort By: Popularity Results Per Page: 12 View By: Grid List

#### Filter By:

- Currently Filtered By...
- Filter Title (clear)
- Filter Title (clear)
- Filter Title (clear)
- Category Title
- Price Range
- Brand
- Product Range
- Capacity
- Colour
- Material

<b>SALE</b>  Product title goes here, and it keeps on going to a maximum of three lines Code: ABC-123 \$123456.78 1 Add To Cart Favourite	<b>NEW</b>  Product Title Goes Here Code: ABC-123 \$123456.78 1 Add To Cart Favourite	<b>BONUS</b>  Product Title Goes Here Code: ABC-123 \$123456.78 1 Add To Cart Favourite	<b>CLEARANCE</b>  Product Title Goes Here Code: ABC-123 \$123456.78 1 Add To Cart Favourite	 Product Title Goes Here Code: ABC-123 \$123456.78 1 Add To Cart Favourite	 Product Title Goes Here Code: ABC-123 \$123456.78 1 Add To Cart Favourite
 Product Title Goes Here Code: ABC-123 \$123456.78 1 Add To Cart Favourite	 Product Title Goes Here Code: ABC-123 \$123456.78 1 Add To Cart Favourite	 Product Title Goes Here Code: ABC-123 \$123456.78 1 Add To Cart Favourite	 Product Title Goes Here Code: ABC-123 \$123456.78 1 Add To Cart Favourite	 Product Title Goes Here Code: ABC-123 \$123456.78 1 Add To Cart Favourite	 Product Title Goes Here Code: ABC-123 \$123456.78 1 Add To Cart Favourite

Sort By: Popularity Results Per Page: 12 View By: Grid List

#### Our Store

About Us  
Privacy Policy  
Terms & Conditions  
Postage & Handling

#### Get In Touch

Commerce Vision  
30 Lisburn Street  
East Brisbane, QLD, 4151  
Australia  
07 3369 3733

#### Need Help?

Orders & Returns  
Technical Support  
Live Chat



# Best Practice Design

## Upgrade Process

# Table of Contents

## Contents

What is the “Best Practice Design” (BPD)? .....	3
Can any of the Design be customised? .....	3
Can Commerce Vision create the custom design elements? .....	4
If I use my own designer, what do you need from them? .....	4
Layout Header for Site (i.e. used across all pages) .....	4
Layout Footer for Site (i.e. used across all pages) .....	4
Home Page Content .....	5
Do I have to upgrade to this design? .....	6
Original “Off the Shelf” Design .....	6
Custom Designs.....	6
What is the cost of moving to the BPD? .....	6
How can I see the Commerce Vision BPD? .....	6
BPD Pages / Features .....	7
Responsive Design .....	7
Do I need a Responsive Site? .....	8
Example of a Responsive Design.....	10
Page Layout.....	12
Header:.....	12
Footer:.....	13
UI Elements – Style Guide .....	13
Messages and Notifications .....	14
Style Guide .....	14
Product Pages .....	15
Product Categories.....	15
Product Category Contents.....	15
Product Detail .....	17
Cart / Checkout .....	18
Cart.....	18
Checkout – Step 1 .....	18
Checkout - Step 2 .....	19
Checkout – Confirmation .....	19
Other Key Pages .....	20
Dashboard.....	20

Order Tracking .....	20
Order Templates .....	21
Store Locator.....	22
Email Templates.....	23
Order Confirmation.....	23
Order Shipped Email .....	24
I'm in!!! How do I migrate?.....	25

## What is the “Best Practice Design” (BPD)?

The Commerce Vision Best Practice Design is an off the shelf e-commerce website design that has the following features:

- Utilizes Commerce Vision’s 12+ years of experience in the Enterprise eCommerce market to deliver the best solution on the market in terms of user interface, speed and functionality
- Fully response for mobile devices
- Compatible with browser versions:
  - IE8+
  - Latest Chrome
  - Latest Safari
  - Latest Firefox
- Modern design
- Completely wired up and fully tested with the Commerce Vision Business Logic widgets
- Will have all future Commerce Vision functionality added as an optional feature for customers to use
- Will supports all future browsers (once released)

## Can any of the Design be customised?

Yes. Commerce Vision recognizes that customers want to have unique websites. As part of the implementation process, Commerce Vision will work with you to determine the design of the common elements to be used throughout the site including the page header, footer, fonts and colours. Custom page designs for your Home page and other content pages can also be included.

Commerce Vision expects all sites to include unique styling for corporate branding, including:

- Colour Scheme
- Fonts and styles
- Logos

Elements within the design samples can also be switched on or off using the many flag settings in the application. For example you may not want to include the social media links in your page footer.

Custom design elements can also be included in the design. Design elements that are commonly customised to provide a unique web site include:

- Page Header
- Page Footer
- Home Page Content
- Custom Page Content (e.g. About Us Page, Privacy Policy)

Commerce Vision will provide off the shelf elements for the entire application. Sites can achieve a unique design using these elements with simple changes to colours, fonts, logo upload and home page content.

While any element can be customised, less customisation will result in:

- Faster time to implement the new design
- Far lower implementation cost

- Lower ongoing cost (changes to BPD designed elements required to support future browsers are covered by Commerce Vision's maintenance contract, while custom design elements will incur additional charges)
- Easier access to new features as they will be automatically added to BPD elements, reducing implementation fees for custom designs
- Future proof design as Commerce Vision will continue to enhance the design to take into account future UI and web initiatives

The Application allows for unlimited static content pages as well that can be customised by you or your design agency. Commerce Vision provides a style guide for all sites which simplifies design of custom content and ensures consistent looking and responsive pages.

## Can Commerce Vision create the custom design elements?

Yes - Commerce Vision has internal design staff that can create these pages for you.

## If I use my own designer, what do you need from them?

All we need is a layered Photoshop design file of your Home page.

The Home page design can include the following sections:

### Layout Header for Site (i.e. used across all pages)

The Layout header can support the following elements:

- Login Link
- Search Dialog
- Mega Menu for displaying product categories and their sub categories
- Secondary Menu
- Shopping Cart Totals
- Social Media Links
- Subscribe to Newsletter link
- Catalogue Select
- Selected Account Name
- Current User Name
- Logout Link

### Layout Footer for Site (i.e. used across all pages)

The Layout Footer can support the following elements:

- Site Summary Links
- Social Media Links

- Contact Details
- Payment Details (i.e. Accept VISA / Master Card)
- Other Text / Html elements

## Home Page Content

The Home page content can support the following elements:

- Generic Text sections
- News article summaries
- Product Specials and / or Campaigns
- Banner Images

## Do I have to upgrade to this design?

At the moment, you will be using either our original classic “off the shelf” design with customisation of your corporate colours and logo or, if you have been implemented in the past few years, you might have a custom design that has been implemented.

### Original “Off the Shelf” Design

If you are using the original “off the shelf” design, you don’t have to move to the new design, but Commerce Vision will no longer be adding new features to the existing “off the shelf” pages from May 2014. This won’t apply to everything we do, as many new functions are business logic functions and don’t involve User Interface (UI). Note that you will still be able to upgrade to the latest release without BPD – just some of the new features won’t be available on the old screens.

We strongly recommend that all customers on the original design move to the new design to take advantage of the excellent features offered especially around the mobile responsive elements of it.

### Custom Designs

Over recent years we have been implementing custom designs for customers. If this is the case, again it is not mandatory for you to move to the BPD. You may wish to implement only parts of the design (e.g. the cart and checkout). Future functionality will be available to be implemented in your existing custom design (charges may apply).

## What is the cost of moving to the BPD?

This depends on the level of customisation that will be in the BPD for your company and how many sites are being migrated. This document will help you understand what might be involved from your end and our end to get you to the new design as soon as possible. At the end of this document, there is a step by step process on how we can migrate your site.

As part of the upgrade to the new design, we would also like to examine with you how we can even further improve the value you get out of our Customer Self Service solution and not only implement a new design for you, but also set up some great features that your customers will love.

## How can I see the Commerce Vision BPD?

We have a site that shows the major elements of the BPD:

<http://design.commvisi.biz>

Login: bpd

Password: bpd14


As we complete new designs, these will be added to this site.

## BPD Pages / Features

The BPD is a fully “responsive design” utilizing the latest UI technologies and elements. It is clean, easy to use, fast and beautiful. Following are the current features of the various elements of the design:

### Responsive Design

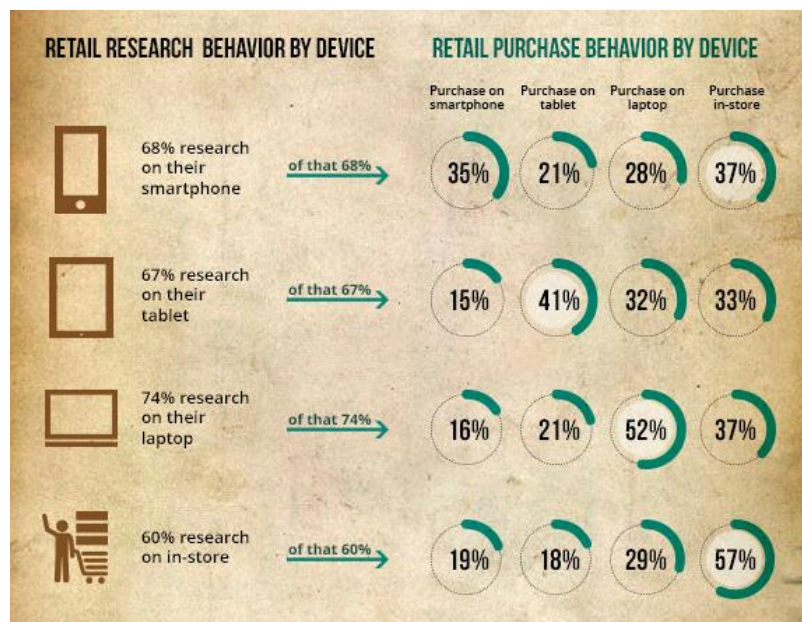
Responsive web design (RWD) is a web design approach aimed at crafting sites to provide an optimal viewing experience—easy reading and navigation with a minimum of resizing, panning, and scrolling—across a wide range of devices (from mobile phones to desktop computer monitors). Commerce Vision uses the “Mobile First” method of developing the BPD. “Mobile First” is to design for smaller screens first, then add more features and content for bigger and bigger screens.



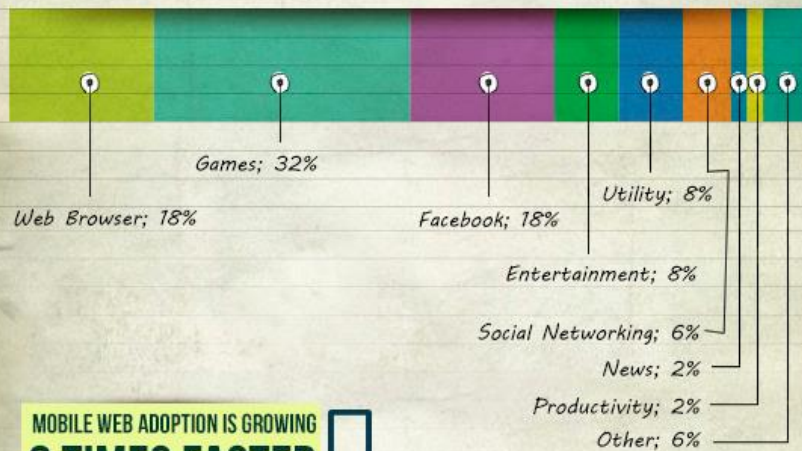


## Do I need a Responsive Site?

Mobile usage is growing far quicker than any other type of web usage. Here are a few info graphics for you to consider:



## Time spent on iOS and Android Connected Devices



MOBILE WEB ADOPTION IS GROWING  
**8 TIMES FASTER**

THAN WEB ADOPTION DID IN THE  
1990S AND EARLY 2000S.



THERE ARE OVER  
**1.2 BILLION**  
PEOPLE ACCESSING THE WEB  
FROM THEIR MOBILE  
DEVICES.

**ONE IN THREE**  
MOBILE SEARCHES HAVE LOCAL  
INTENT VERSUS **ONE IN FIVE**  
ON DESKTOPS.

GLOBAL MOBILE TRAFFIC NOW ACCOUNTS FOR  
**15%** OF ALL INTERNET  
TRAFFIC.



**28.85%**  
OF ALL EMAILS ARE  
OPENED ON MOBILE  
PHONES AND **10.16%**  
ON TABLETS.

**91%**  
OF MOBILE INTERNET  
ACCESS IS FOR SOCIAL  
ACTIVITIES VERSUS JUST  
79% ON DESKTOPS.

**MOBILE-BASED SEARCHES  
MAKE UP  
ONE QUARTER  
OF ALL SEARCHES.**

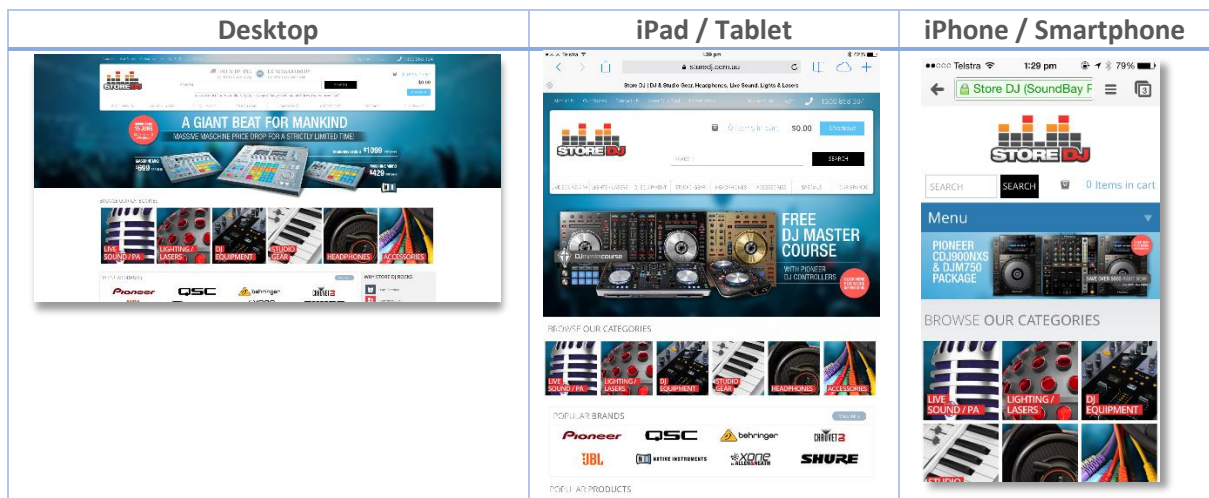
## Example of a Responsive Design

We already have many sites running RWD. Examples include:

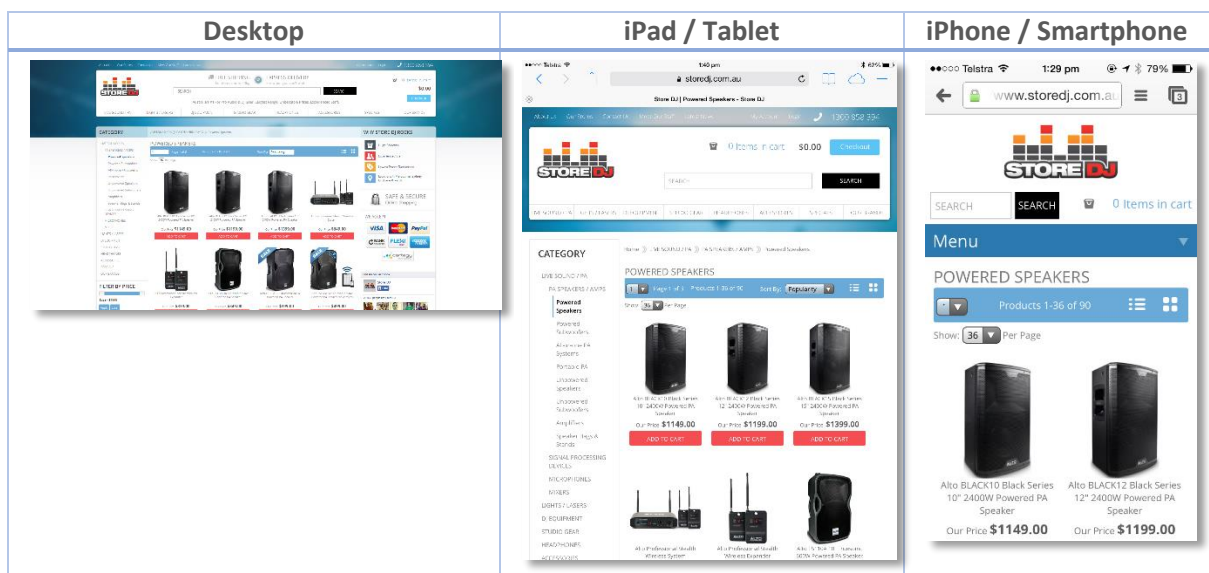
- [www.storedj.com.au](http://www.storedj.com.au)
- [www.house.com.au](http://www.house.com.au)
- [www.robinskitchen.com.au](http://www.robinskitchen.com.au)
- [www.circulon.com.au](http://www.circulon.com.au)

Using the [www.storedj.com.au](http://www.storedj.com.au) example, following is how the same page might look using different devices:

Home Page:



Product Browsing:



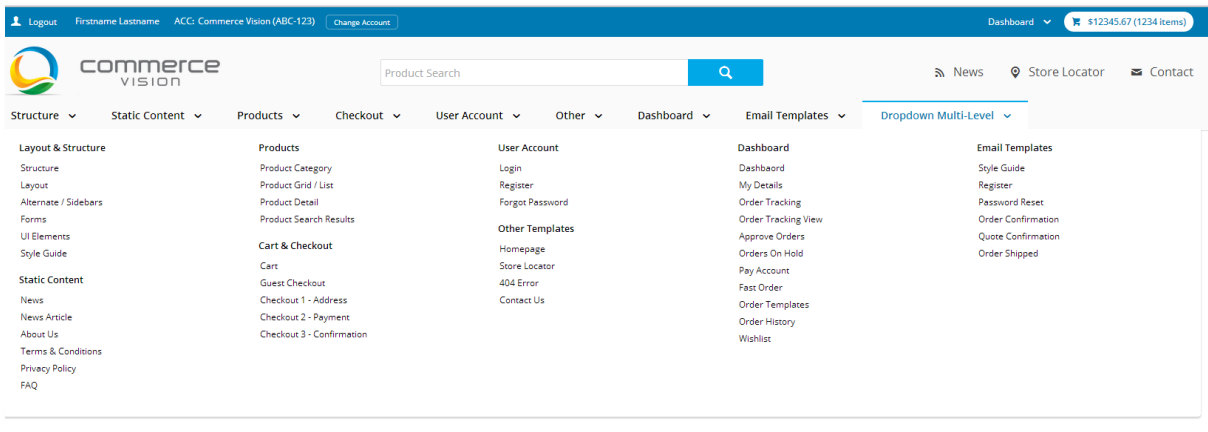
As you can see the design changes dynamically based on the resolution of the device that is viewing it. The BPD uses Responsive Design through which allows your customers to use your website seamlessly on any device.

## Page Layout

The general page layout for BPD is made up of:

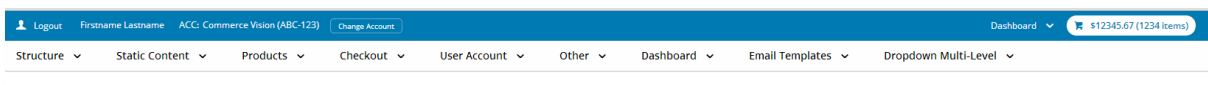
- Header / Menu
- Footer
- UI Elements
- Messages and Notifications
- Style Guide

Header:

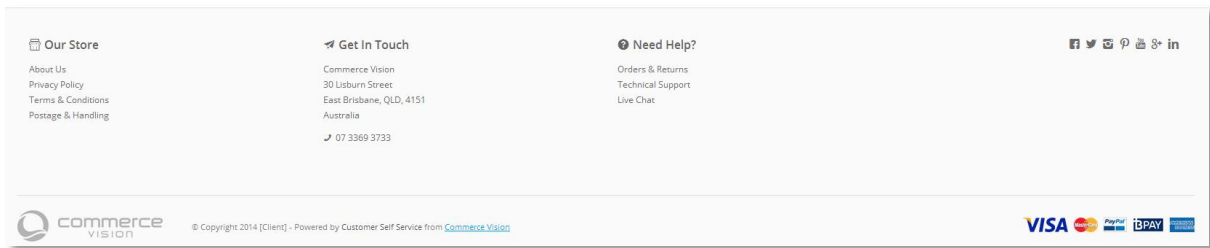


Key features are:

- Mega Menu – allows for users to get to third level of categories very easily
- Secondary functional menu
- Search with predictive search
- Logged in information in top bar
- Cart summary
- Account select
- Menu / search always in top view – this allows a user to scroll down and the menu and optionally the search box will stay at the top of the screen using less real estate:



## Footer:



The footer can be customised from the above default.

## UI Elements – Style Guide

All UI elements of the application have been clearly defined using consistent class naming. This allows system administrators who want to create their own custom pages to use these classes to utilize the Responsive Design features. For example:

**Tabs**  
Tabbed content

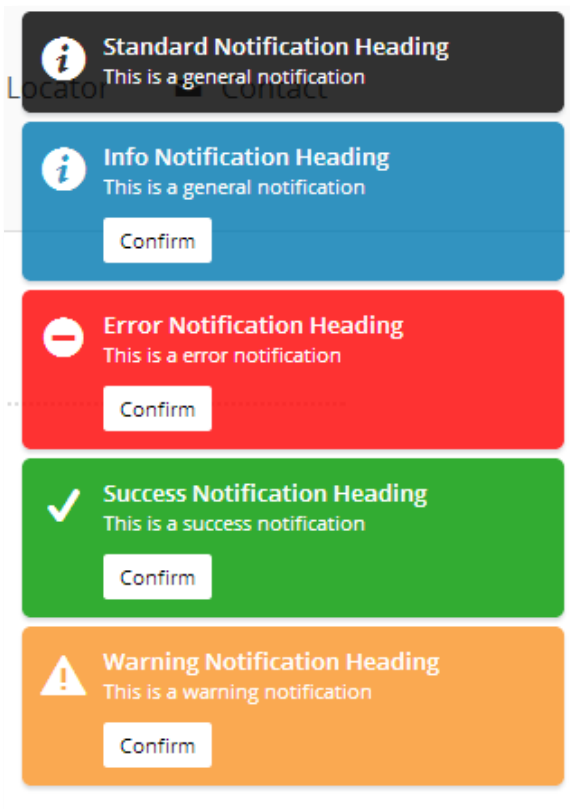
```
<> HTML Example
<div class="cv-tabs">
  <ul>
    <li class="k-state-active">
      Tab #1
    </li>
    <li>
      Tab #2
    </li>
    <li>
      Tab #3
    </li>
    <li>
      Tab #4
    </li>
  </ul>
  <div>
    Tab Content #1
  </div>
  <div>
    Tab Content #2
  </div>
  <div>
    Tab Content #3
  </div>
  <div>
    Tab Content #4
  </div>
</div>
```


**Buttons - Standard Pill**  
Standard button with full curved ends

```
<> HTML Example
<a href="" class="btn pill">Generic Button</a>
<a href="" class="btn pill cv-ico-social-twitter">Generic w/ Icon Button</a>
<a href="" class="btn pill cv-is-processing">Processing Button</a>
<a href="" class="btn pill red">Red Button</a>
<a href="" class="btn pill green">Green Button</a>
<a href="" class="btn pill blue">Blue Button</a>
<a href="" class="btn pill orange">Orange Button</a>
<a href="" class="btn pill black">Black Button</a>
```

## Messages and Notifications

All messages and notifications have been redesigned:



 Please upgrade your internet browser for a secure online shopping experience as well as the best user experience and ease of use of this site.

## Style Guide

As part of the implementation of the BPD, Commerce Vision will provide a Style Guide for the site.


This will include:

- Client Colour Scheme
- Logos
- Device Icons
- Fonts
- Typography
- Lists
- Tables
- Responsive Video
- Images

## Product Pages

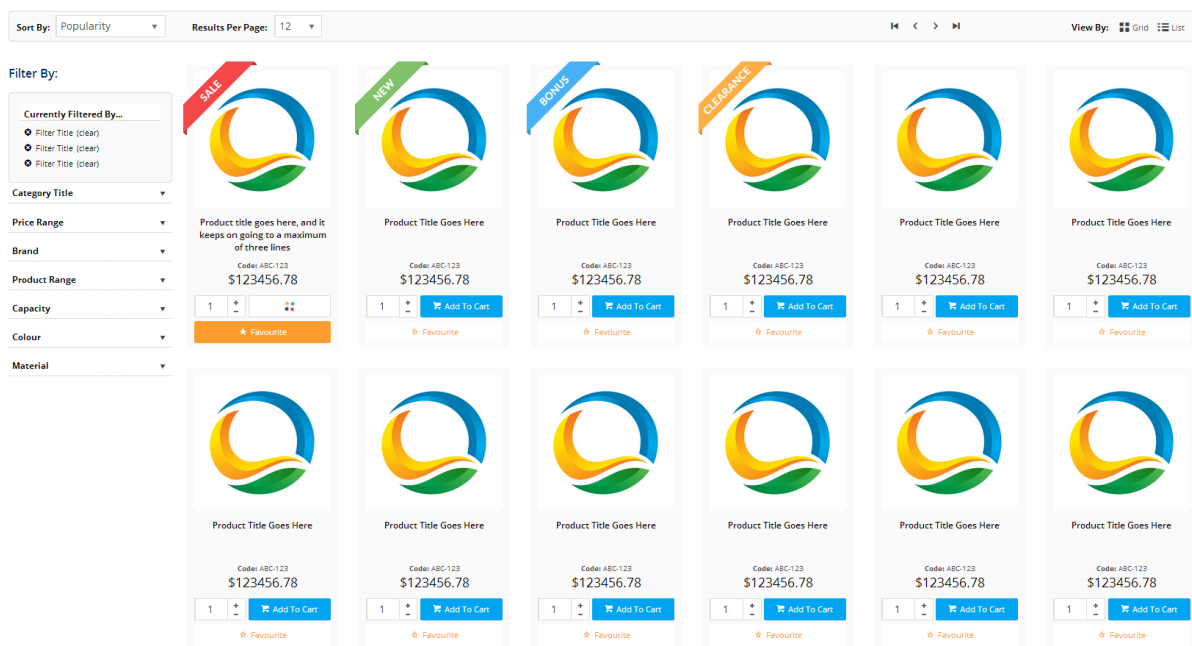
### Product Categories

#### Product Categories



### Product Category Contents

#### Product Category Title



#### Key features are:

- Meta data filtering on left hand side – allows customers to filter your products based on feature sets
- Grid view (see above) or List view (see below)
- Sale/New/Bonus/Clearance ribbons (the use of these can be customisable)
- Dynamic “Add to Cart” – this adds the product to the cart without redrawing the page. The cart total updates dynamically. This enhances the users experience and speeds the site up.





## Product Detail

**Product Title Goes Here**  
Product Subtitle Goes Here / SKU Code etc

**\$123456.78**  
1 [Add to Cart](#) [Favourite](#)  
Qty in cart: 123

**Description**  
Pelentesque habitant morbi tristique senectus et netus et malesuada fames ac turpis egestas. Vestibulum tortor quam, feugiat vitae, ultricies eget, tempor sit amet, ante. Donec eu libero sit amet quam egestas semper. Aenean ultricies mi vitae est. Mauris placerat eleifend leo.

[Free Shipping](#) [Purchase 2 for a 10% Discount](#)

**Features**

- Morbi in sem quis dui placerat ornare. Pellentesque odio nisi, euismod in, pharetra a, ultricies in, diam. Sed arcu. Cras consequat.
- Praesent dapibus, neque id cursus faucibus, tortor neque egestas augue, eu vulputate magna eros eu erat. Aliquam erat volutpat. Nam dui mi, tincidunt quis, accumsan porttitor, facilis luctus, metus.
- Phasellus ultrices nulla quis nibh. Quisque a lectus. Donec consectetuer ligula vulputate sem tristique cursus. Nam nulla quam, gravida non, commodo a, sodales sit amet, ris.
- Pellentesque fermentum dolor. Aliquam quam lectus, facilisis auctor, ultrices ut, elementum vulputate, nunc.

**Rating**  
★★★★★  
[Read Reviews \(0\)](#) [Write A Review](#)

[Like](#) [Share](#) 147,329 people like this. Be the first of your friends.

**Technical Specifications**

Dimensions	H35.3 x L22.1 x W35.8cm
Capacity	Bowl Size 4.8 Litres Mixing capacity 1.3 kg
SKU	PET-91010
Colour	Red
Material	Metal

**Technical Specifications**

Dimensions	H35.3 x L22.1 x W35.8cm
Capacity	Bowl Size 4.8 Litres Mixing capacity 1.3 kg
SKU	PET-91010
Colour	Red
Material	Metal
What's Included?	1 x KitchenAid Artisan Stand Mixer - Red

**Related Products**

Product cards showing: [SALE](#), [NEW](#), [BOUNCE](#), [CLEARANCE](#), and standard product listings with prices of \$123456.78 and 'Add to Cart' buttons.

### Key Features are:

- Any product data
- Multiple images with gesture support (i.e. a user can swipe on a mobile device to move between the product images)
- Cross Sell
- Up Sell
- Freight Estimator
- Product Reviews






## Cart / Checkout

### Cart

#### Your Cart

Please review your cart before checkout.

[Change Account](#)

Product	Qty	Price	Discount	GST	Total
 Product Title Goes Here Code: ABC-123 Field <span>In Stock</span>	1	\$123456.78	\$2.00	\$12.00	\$123466.78
<span>⚠ There is a problem with this item, please review this product.</span>					
 Product Title Goes Here (Line Error) Code: ABC-123 Field <span>Out Of Stock</span>	1	\$123456.78	\$2.00	\$12.00	\$123466.78
 Product Title Goes Here (Update Required) Code: ABC-123 Field <span>In Stock</span>	1	\$123456.78	\$2.00	\$12.00	\$123466.78
 Product Title Goes Here Code: ABC-123 Field <span>In Stock</span>	1	\$123456.78	\$2.00	\$12.00	\$123466.78
 Product Title Goes Here Code: ABC-123 Field <span>In Stock</span>	1	\$123456.78	\$2.00	\$12.00	\$123466.78

[Fast Order Entry](#) [Promo Codes](#) [Save As Template](#) [Hold Order](#) [Update All](#) [Remove All](#)

Subtotal (ex GST) \$123456.78  
Charges \$12.34  
Discounts \$0.00  
GST \$12.34  
**Total (inc GST) \$1234567.89**

[Keep Shopping](#) [Continue To Checkout](#)

### Checkout – Step 1

#### Checkout

Step 1 of 3 - Please provide your billing and delivery address

#### Contact / Billing Details

First Name *	Benjamin	Surname *	Demeyere
Email Address *	ben.demeyere@commercevision.com.au	Phone Number *	07 3188 9818
Address Line 1 *	30 Lisburn Street	Address Line 2 *	
Suburb *	East Brisbane	State *	QLD
		Postcode *	4169

Is your delivery address different to your contact / billing address?  Yes

#### Freight Options

- (\$10) Australia Post - Standard Post
- (\$50) Australia Post - Express Post
- (\$100) Australia Post - StarTrack Express Courier

[Return To Cart](#) [Continue To Payment](#)

## Checkout - Step 2

**✓ Review Order**

---

**Order Summary**

[Review](#) [Edit](#)

**Contact / Billing Address**

[Review](#) [Edit](#)

**Delivery Address**

[Review](#) [Edit](#)

---

**Payment**

Total Due: **\$1234567.89**

**Credit Card** | PayPal | Account | Direct Debit | BPay

Cards Accepted:

Card Number

Card Expiry Date (MM/YY)

Card Security Code (CCV)

Name On Card

ⓘ Your credit card payment will be conducted directly via the Dialect SAFEPAY Secure Payments Gateway payment facility over a Secure Socket Layer (SSL) connection. Commerce Vision does not store Credit Card Information, or have access to your Credit Card details. To View our policy on returns, refunds and deliveries, or for contact information, please visit our Frequently Asked Questions.

[Process Payment](#)

## Checkout – Confirmation

**Checkout**

Step 3 of 3 - Order Confirmation

[Print](#)

**✓ Order Successful!**

You will receive an email confirmation shortly confirming your order details. If you have paid your order by PayPal, a receipt for your purchase has been emailed to you. You may log into your account at <https://www.paypal.com> to view details of this transaction.

The details of your order are displayed below.

**Contact / Billing Details**

Name: Benjamin Demeyere  
 Address: 30 Lisburn Street  
 East Brisbane, QLD, 4169  
 Phone: 07 3188 9818  
 Email: ben.demeyere@commercevision.com.au

**Delivery Details**

Name: Benjamin Demeyere  
 Address: Commerce Vision  
 Level 1  
 30 Lisburn Street  
 East Brisbane, QLD, 4169  
 Delivery Method: Australia Post - Standard Post

---

**Order Summary**













Product	Qty	Price	Discount	GST	Total
<b>Product Title Goes Here</b> Code: ABC-123 Field <span style="color: green; font-weight: bold;">✔ In Stock</span>	1	\$123456.78	\$2.00	\$12.00	\$123466.78
<b>Product Title Goes Here</b> Code: ABC-123 Field <span style="color: green; font-weight: bold;">✔ In Stock</span>	1	\$123456.78	\$2.00	\$12.00	\$123466.78

## Other Key Pages

### Dashboard

#### My Dashboard

User, Order & Account Management

 My Details	 My Favourites	 Order History	 Order Templates	 Fast Order	 Change Password
 Order Tracking	 Orders On Hold	 Approve Orders	 Pay Account	 Wishlist	 Statistics

### Order Tracking

#### Order Tracking

Track the status of your order

Invoice / Order Number

##### Advanced Search

Order Status	Order Date (start)	Order Date (end)	Your Reference	Product Search
All Orders	<input type="text"/>	<input type="text"/>	<input type="text"/>	<input type="text"/>
<input type="button" value="Advanced Search"/>				

#### Search Results

123 records, (3 pages)

Page 1 of 3

Order Number	Order Date	Your Reference	Status	Total	
ABC-123	29 January 2014	PAID ABC-123	Placed On Hold	\$9999.99	<a href="#">View Order</a>
ABC-123	29 January 2014	PAID ABC-123	Placed On Hold	\$9999.99	<a href="#">View Order</a>
ABC-123	29 January 2014	PAID ABC-123	Placed On Hold	\$9999.99	<a href="#">View Order</a>
ABC-123	29 January 2014	PAID ABC-123	Placed On Hold	\$9999.99	<a href="#">View Order</a>
ABC-123	29 January 2014	PAID ABC-123	Placed On Hold	\$9999.99	<a href="#">View Order</a>
ABC-123	29 January 2014	PAID ABC-123	Placed On Hold	\$9999.99	<a href="#">View Order</a>
ABC-123	29 January 2014	PAID ABC-123	Placed On Hold	\$9999.99	<a href="#">View Order</a>
ABC-123	29 January 2014	PAID ABC-123	Placed On Hold	\$9999.99	<a href="#">View Order</a>
ABC-123	29 January 2014	PAID ABC-123	Placed On Hold	\$9999.99	<a href="#">View Order</a>
ABC-123	29 January 2014	PAID ABC-123	Placed On Hold	\$9999.99	<a href="#">View Order</a>

123 records, (3 pages)

Page 1 of 3

## Details:

[Back To Results](#)

[Resend Invoice](#)
[Copy To Current Order](#)
[Print](#)

### Your Order Details

Order: #ABC-123 **\$9999.99**  
GST - \$123.45

Order Status Goes Here

#### Order Details

Entered By: Firstname Lastname  
 Sales Order Date: 31-12-2014  
 Preferred Delivery Date: 31-12-2014  
 Customer Reference: ABC 123  
 Consignment Note: ABC 123  
 Warehouse Code: ABC 123

#### Delivery Address

Firstname Lastname  
 30 Lisburn Street  
 East Brisbane, QLD, 4151

#### Carrier

Australia Post Courier [Track Order](#)

Line	Stock Code	Description	Order Qty	Unit	Alloc. Qty	Price (inc.)	Per	Total (inc.)
1	ABC-123	Product Title Goes Here	1	Each	0	\$9999.99	Each	\$9999.99
2	ABC-123	Product Title Goes Here	1	Each	0	\$9999.99	Each	\$9999.99
3	ABC-123	Product Title Goes Here	1	Each	0	\$9999.99	Each	\$9999.99
4	ABC-123	Product Title Goes Here	1	Each	0	\$9999.99	Each	\$9999.99
<b>TOTAL</b>								<b>\$9999.99</b>
GST								\$99.99

## Order Templates

### Order Templates

View & Manage your templates

[Filter Search](#)

[Delete All](#)
[Print](#)

123 records, (3 pages) Page 1 of 3

Template Name	Company Template	Date Created	Date Updated	Created By	Total	Options
Order Template Name Goes Here	✓	10/03/2014	11/03/2014	Ben Demeyere	\$123456.78	<a href="#">View</a> <a href="#">✖</a>
Order Template Name Goes Here	✓	10/03/2014	11/03/2014	Ben Demeyere	\$123456.78	<a href="#">View</a> <a href="#">✖</a>
Order Template Name Goes Here	-	10/03/2014	11/03/2014	Ben Demeyere	\$123456.78	<a href="#">View</a> <a href="#">✖</a>
Order Template Name Goes Here	✓	10/03/2014	11/03/2014	Ben Demeyere	\$123456.78	<a href="#">View</a> <a href="#">✖</a>
Order Template Name Goes Here	✓	10/03/2014	11/03/2014	Ben Demeyere	\$123456.78	<a href="#">View</a> <a href="#">✖</a>
Order Template Name Goes Here	-	10/03/2014	11/03/2014	Ben Demeyere	\$123456.78	<a href="#">View</a> <a href="#">✖</a>
Order Template Name Goes Here	-	10/03/2014	11/03/2014	Ben Demeyere	\$123456.78	<a href="#">View</a> <a href="#">✖</a>
Order Template Name Goes Here	-	10/03/2014	11/03/2014	Ben Demeyere	\$123456.78	<a href="#">View</a> <a href="#">✖</a>
Order Template Name Goes Here	-	10/03/2014	11/03/2014	Ben Demeyere	\$123456.78	<a href="#">View</a> <a href="#">✖</a>
Order Template Name Goes Here	-	10/03/2014	11/03/2014	Ben Demeyere	\$123456.78	<a href="#">View</a> <a href="#">✖</a>
Order Template Name Goes Here	✓	10/03/2014	11/03/2014	Ben Demeyere	\$123456.78	<a href="#">View</a> <a href="#">✖</a>
Order Template Name Goes Here	✓	10/03/2014	11/03/2014	Ben Demeyere	\$123456.78	<a href="#">View</a> <a href="#">✖</a>
Order Template Name Goes Here	✓	10/03/2014	11/03/2014	Ben Demeyere	\$123456.78	<a href="#">View</a> <a href="#">✖</a>

# Store Locator

## 📍 Store Locator

We have stores located right across Australia, find your closest store...

**📍 1 Location Title**  
Store Address  
Store Address 2  
P: Phone Number  
F: Fax Number  
**Opening hours:**  
Monday: 9:00 - 17:30  
Tuesday: 9:00 - 17:30  
Wednesday: 9:00 - 17:30  
Thursday: 9:00 - 21:00  
Friday: 9:00 - 17:30  
Saturday: 9:00 - 17:00  
Sunday: 10:00 - 16:00



---

**📍 2 Location Title**  
Store Address  
Store Address 2  
P: Phone Number  
F: Fax Number  
**Opening hours:**  
Monday: 9:00 - 17:30  
Tuesday: 9:00 - 17:30  
Wednesday: 9:00 - 17:30  
Thursday: 9:00 - 21:00

30 Lisburn St  
East Brisbane QLD 4169  
Directions Save  
View on Google Maps




Order Confirmation

Use this area to offer a short teaser of your email's content. Text here will show in the preview area of some email clients.



## Order Confirmation #1785

### Your Order:

Item	Price	Qty	Total
 Product Title Product Description / Other Info	\$7.50	10	\$750.00
 Product Title Product Description / Other Info	\$7.50	10	\$750.00
 Product Title Product Description / Other Info	\$7.50	10	\$750.00
	Price Discount:		-\$10.00
	Shipping:		\$42.00
	GST:		\$7.50
	<b>TOTAL:</b>		<b>\$800.00</b>

**Billing Address:**  
Commerce Vision  
30 Lisburn Street  
East Brisbane, QLD, 4169



**Delivery Address:**  
Commerce Vision  
30 Lisburn Street  
East Brisbane, QLD, 4169

**Delivery Instructions:**  
Lorem ipsum dolor sit amet, consectetur adipiscing elit. Integer rutrum urna et enim egestas dapibus at vitae lacus. Fusce pellentesque scelerisque lectus eget ultricies.

**Notes:**  
Lorem ipsum dolor sit amet, consectetur adipiscing elit. Integer rutrum urna et enim egestas dapibus at vitae lacus. Fusce pellentesque scelerisque lectus eget ultricies.



## Order Shipped Email



### Order Shipped - #1785

Hi, [Firstname]  
Your order has been shipped!

- **Shipped Via:** Australia Post
- **Tracking Number:** #123-89784-55
- **Estimated Delivery Date:** 19/10/2012




**Delivery Address:**  
Commerce Vision  
30 Lisburn Street  
East Brisbane, QLD, 4169

**Billing Address:**  
Commerce Vision  
30 Lisburn Street  
East Brisbane, QLD, 4169

**Delivery Instructions:**  
Lorem ipsum dolor sit amet, consectetur adipiscing elit. Integer rutrum urna et enim egestas dapibus at vitae lacus. Fusce pellentesque scelerisque lectus eget ultricies.

**Notes:**  
Lorem ipsum dolor sit amet, consectetur adipiscing elit. Integer rutrum urna et enim egestas dapibus at vitae lacus. Fusce pellentesque scelerisque lectus eget ultricies.

**Your Order:**

Item	Price	Qty	Total
 Product Title Product Description / Other Info	\$7.50	10	\$750.00
 Product Title Product Description / Other Info	\$7.50	10	\$750.00
 Product Title Product Description / Other Info	\$7.50	10	\$750.00
Price Discount:			-\$10.00
Shipping:			\$42.00
CST:			\$7.50

## I'm in!!! How do I migrate?

Commerce Vision needs to work with you to determine what is involved in migrating your site (or sites) to the BPD. We have covered the majority of the functionality currently supported in the new design, but some customers are using some features that are not commonly used – so we need to make sure we have everything covered for you.

**Step 1:** Complete the Online Questionnaire for each site – click [HERE](#)

**Step 2:** We will provide you with a fixed price quote within 1 week of finalising your requirements.

**Step 3:** Quote Acceptance.

**Step 4:** Implementation (schedule will be based on your requirements).

**Step 5:** Go Live Cutover.

**Step 6:** Enrolment in our “Customer Success Program” – this will enable us to continue to ensure your website is the best it can be.