


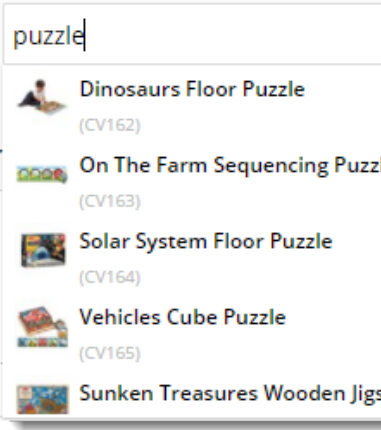
Product Search Widget

Widget Use

Renders an input field and search button, allowing the user to conduct product searches. You can customise the widget to offer search term or product suggestions.

Example of Widget Use

The following are examples of the widget in use.

Product Search with placeholder text	Product Search with product suggestions
 A search input field with the placeholder text "Product Search" and a blue search button with a magnifying glass icon.	 A search input field with the text "puzzle" entered. Below the input field, a list of product suggestions is displayed, each with a small image icon, the product name, and a code in parentheses: <ul style="list-style-type: none">Dinosaurs Floor Puzzle (CV162)On The Farm Sequencing Puzzle (CV163)Solar System Floor Puzzle (CV164)Vehicles Cube Puzzle (CV165)Sunken Treasures Wooden Jigs

Where can the Widget be placed?

The widget can be used in the following templates:

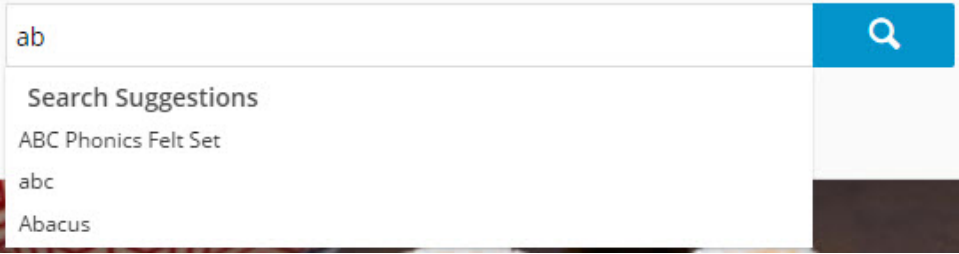
- All Templates

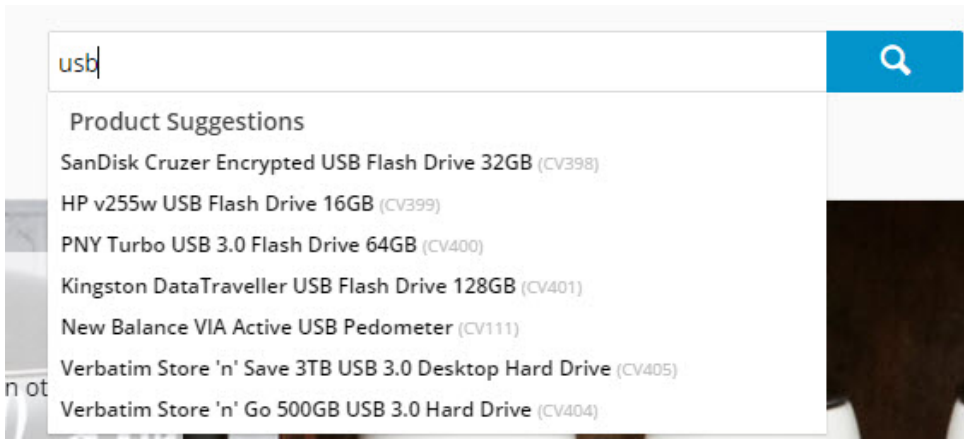
Implementation guides

- [Static Content Search Functionality](#)

Widget Options

Option	Use	Comments	Available from Version
Description	A short description of the widget's use.	We recommend this field be updated so the widget's purpose is clear at a glance from the template page.	All

Layer	The layer the widget is valid for.	<p>The layering technology allows for the content to be shown to specific audiences.</p> <p>This is handy if the content is only valid for a certain type of user, or if the same widget is required for more than one audience, but different configuration is needed.</p> <p>The widget can be added to the zone more than once and the layer feature can determine which audience can see each widget.</p>	All
Static Content Search	Select whether the system should include products or static content, such as Articles, or both in the keyword search results.	<p>Default: disabled</p> <p>Include Static Content Search: Search results will display products and static content that matches the keyword.</p> <p>Static Content Search Only: Do not show products that match the keyword search.</p> <p>This parameter will display only when Content Search is enabled. Refer to the Implementation Guide for more details.</p>	4.14.00
Use Suggestions?	<p>When this option is enabled, suggested searches will be offered to the user. These are based on previously entered (successful) search terms over a defined period.</p> 	<p>Default is: enabled</p> <p>Untick to disable</p>	All

Use Product Suggestions?	<p>When this option is enabled, the user will be offered suggested products in a dropdown. They can highlight and select any suggested product to be redirected to its detail page.</p> <p>These suggestions are based on Lucene index data.</p> 	<p>Default is: enabled</p> <p>Untick to disable</p>	All
Use Prior Purchase?	Determines whether an option is displayed to the user to search within their prior purchases (rather than searching the entire site).	<p>Default is: disabled</p> <p>Tick to enable</p>	3.88
Search Page URL	<p>Determines the URL that the text entered in the search field will be entered into to conduct the search.</p> <p>NB: Changing this widget option is not recommended</p>	<p>Default is: /search</p>	All
Show Product Image?	Determines whether a thumbnail image is included in the product search suggestions drop-down.	<p>Default is: disabled</p> <p>Tick to enable</p>	3.89
Show Product Code?	<p>Determines whether the product code is appended to the description in the suggestions drop-down.</p> <p>Note - this option is only compatible with product suggestions ('Use Product Suggestions?' option). Product codes do not show against search suggestions ('Use Suggestions?' option).</p>	<p>Default is: disabled</p> <p>Tick to enable</p>	3.89
Show APN Instead Of Product Code	Determines whether the Australian Product Number is displayed in lieu of the product code.	<p>Default is: disabled</p> <p>Tick to enable</p>	3.89
Placeholder Image	The file path for the fallback image used for products with no image found.	<p>Default is: /Themes/BPDTHEME01/theme-client-updates/img/placeholder/product-image.png</p>	4.03
Show Product Suggestions Heading?	If the "Use Product Suggestions" option is enabled, you can display a heading above the suggested products with this option.	<p>Default is: enabled</p> <p>Tick to disable</p>	4.03
Show Search Suggestions Heading?	If the "Use Suggestions" option is enabled, you can display a heading above the suggested search terms with this option.	<p>Default is: enabled</p> <p>Tick to disable</p>	4.03
Titles			
Product Suggestions Heading Text	The heading displayed above suggested products (when "Show Product Suggestions Heading" option is enabled).	<p>Default is: Product Suggestions</p>	4.03
Search Suggestions Heading Text	The heading displayed above suggested search terms (when "Show Search Suggestions Heading" option is enabled).	<p>Default is: Search Suggestions</p>	4.03
Buttons			

Search Button Text	The text displayed on the search button.	Default is: Search	4.03
Prompts			
Search Place Holder	This is the text that will appear in the search bar as free text, and will disappear after the user has clicked in the field.	Default is: Product Search	All
Search Prior Purchases	The prompt text that appears next to the prior purchase search option (where Prior Purchase is enabled).	Default is: Prior Purchase Search	3.88
Search User Favourites Text	The prompt text that appears next to the user favourites search option (where Search Favourites is enabled).	Default is: User Favourites Search	4.03

Other Widgets

- [PayPal Pay Later Generic Summary Widget](#) — Renders the Pay in 4 messaging on any page or template.
- [PayPal Pay Later Cart Summary Widget](#) — Renders the Pay in 4 messaging separately in the Cart page.
- [PayPal Pay Later Checkout Summary Widget](#) — Renders the Pay in 4 Messaging separately in the Checkout page.
- [Dashboard Orders Approval Widget](#) — Displays a panel that lists orders waiting for the user's approval on the User's dashboard.
- [Excel Export Button Widget](#) — Places the 'Export to Excel' button in the shopping cart and enables the User to have their cart contents emailed to them in an Excel file.
- [Product Subscription Renewed Widget](#) — Renders content for the Product Subscription Renewed email.
- [Product Subscription Renewal Failed Widget](#) — Renders content for the Product Subscription Purchased email.
- [Product Subscription Expiring Widget](#) — Renders content for Product Subscription Expiring email.
- [Product Subscription Card Information](#) — Renders content about product subscription credit card information.
- [Standing Order Due Days Widget](#) — Inserts the message stating the number of days a recurring order is due to be placed. Used for standing orders only.
- [Standing Order Removed Lines Widget](#) — Inserts a message in an order notification email for a recurring standing order if any products have been removed due to unavailability.
- [Standing Order Message Widget](#) — Inserts standing order messages in email notifications for recurring orders placed from standing orders.
- [Standing Order Schedule Information Widget](#) — Renders the heading text for the recurrence details section of the standing order details screen.
- [Schedule Standing Order Panel Widget](#) — Renders messaging for the Schedule Standing Order panel as well as allowing a terms and conditions option which the User has to accept when creating a standing order.
- [Configure Schedule for Standing Order Button Widget](#) — Places the 'Schedule Standing Order' button in checkout. This navigates the User to the Schedule for Standing Order page for the next step of creating a recurring order.