

Product Purchase Details Widget

Widget Use

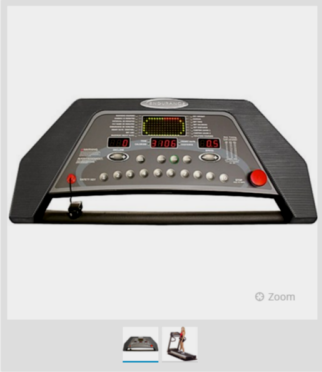
Renders the purchasing details for a product, such as price, availability, and quantity in cart, as well as the Add to Cart and Add to Favourites buttons.

Example of Widget Use

Following is an example of the widget in use:

Endurance T10HRC Treadmill

Product Code: CV100



\$4085.00_{ex GST}

In Stock

1

+

-

Add to cart

Add to favourites

Qty in cart: 1

Description

- **Rigid Steel Frame Construction.** Heavy-duty 2" x 3" and 2" by 4" steel frame construction delivers a rock-solid platform for hardcore cardio workouts. The Endurance T10 is built to withstand constant pounding and jarring.
- **Lifetime Tread belt and Shock Absorbent, Low Maintenance Deck.** Unlike other brands, Endurance tread belts are guaranteed for life. Plus, our ultra low maintenance phenolic deck employs a SRS (Suspended Running Surface) design supported by a multi-point shock absorption system. What this means is that your knees, hips, ankles and feet will feel comfortable, even during long marathon sessions.
- **Extra Thick and Durable Tread Belt.** Multi-ply tread belts are fusion-seamed for strength, flexibility and smooth travel over the phenolic deck. Unlike other brands, Endurance tread belts are guaranteed for life.
- **Powerful Motor.** Endurance motors are designed to exceed horsepower and performance standards for home-use treadmills. Each motor is protected by P.W.M. (Pulse Width Modulation) technology and air-cooled for efficient performance. The integrated circuit breaker protects the motor and control boards from power surges. Bright LED displays let you monitor your running track and provide you with constant feedback on your workout, including heart rate, elevation, time, distance, speed and calories burned.
- **Large Diameter Crowned Rollers.** Casehardened steel rollers feature a large diameter design with a wide-radius crown to drastically decrease wear, substantially increase surface contact and provide superior belt tracking.
- **Safety Key Stop System.** Endurance treadmills will only operate when the safety key is engaged on the control panel. This gives you the ability to instantly shut down operation if you need to.
- **Quiet Performance.** The Endurance Poly-V Belt Drive System delivers an amazingly quiet workout experience, allowing you to watch TV or read a book without being distracted by machine noise.

Where can the Widget be placed?

The widget can be used in the following templates:

- Product Detail Template

Widget Options

Note - Options for displaying branding for third party payments are also available in the [Cart Order Summary Totals Widget](#) and the individual widget for the third party payment option.

Option	Use
Description	A short description of the widget's use.

Layer	The layer the widget is valid for.
Show Favourites Button?	Determines whether the Favourites button is displayed for logged in users.
Show Quantity In Cart?	Determines whether the quantity currently in the user's cart is displayed in this widget.
Hide Pricing?	Determines whether pricing is hidden on the product detail page.
Show RRP?	Determines whether the product's Recommended Retail Price is displayed.
Show Quantity Breaks?	Determines whether pricing quantity breaks are displayed.
Show Availability?	Determines whether stock availability is displayed.
Show Note Field?	Determines whether a note input field is displayed. The user can enter note text for the product before adding it to the cart.
Show Quantity on Back Order?	Determines whether the quantity on backorder is displayed in this section. When enabled, the quantity on backorder for the logged in Customer will be shown.
Hide When Master Product?	Determines whether Product Details for a Master product is displayed or not.
Show Notify Me button?	Determines whether the Notify Me When In Stock button is displayed on the page.
Increase Quantities In Pack Qty?	Forces the value in the quantity field to increase/decrease in pack quantities when using the plus/minus icons, rather than by the default quantity of 1.

Default Quantity Breaks Expanded?	Determines whether the quantity break data is expanded or collapsed by default. When ON, the default is expanded.
Attributed Product Price Display	Determines the price shown for master products appearing in the list. Select from: <ul style="list-style-type: none"> • Default Functionality - The nett price for one is displayed. (TBC) • Don't Show - no price is displayed for master products - the user must select attributes in order to view pricing. • Price From Default - TBC • Price From First - TBC
Strip Zero Decimal Amounts	When the price is an even dollar amount, the cents are stripped from the display. (For example, \$147.00 would be displayed as \$147)
Show Discount Saved	Inserts an additional column to display the 'percent saved' for each discounted price.
Discount Saved Decimal Places	Determines how many decimal places are shown in the percentage saved. Select from 0 to 4.
Show My Price?	Shows the price user would pay depending on the quantity entered in cart if volume discounts are used
Show Quantities?	Determines whether available quantity is displayed.
Use Role Flag To Hide Availability?	Determines whether the role flag is obeyed in regard to stock availability display.
Always Display Quantity In Cart Prompt?	Quantity in Cart Prompt will be displayed even when cart quantity is 0 for the product

Braintree

See the [Braintree PayPal settings](#) guide.

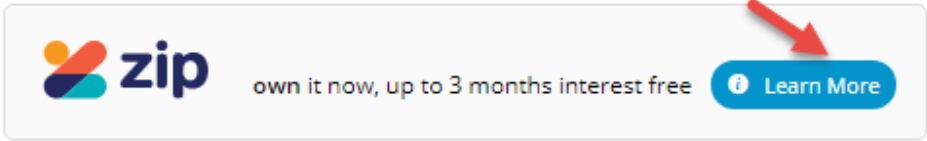
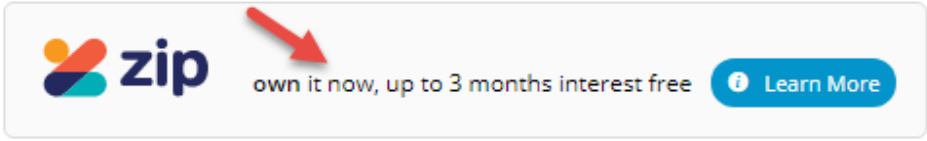
Buttons

Add To Favourites Button Label	The text on the Add to Favourites button (when the product is not in the user's Favourites list).
Favourite Button Label	The text on the Favourite button (when the product IS in the user's Favourites list).
Check Availability Button Label	The text on the Check Availability Button
Notify Me When In Stock Button Label	The text on the Notify Me button for out of stock products.
Add To Cart Button Label	The text on the Add To Cart button.
Quantity Breaks Button Label	The label for the quantity break expand button.

Prompts	
RRP Prompt	The label for the RRP field.
Low Stock Prompt	The text displayed if quantity falls to or below low stock quantity set
Attributed Product Availability Prompt	The text displayed in place of availability for master products.
My Price Prompt	The label for the 'My Price' field.
Quantity Breaks Qty Prompt	The label for the quantity field where quantity breaks are in use.
Quantity Breaks Each Prompt	The label for the unit of issue field where quantity breaks are in use.
Quantity Breaks Discount Saved Prompt	The text displaying the discount percentage saved
In Stock Prompt	The text displayed for available products.
Out Of Stock Prompt	The text displayed for unavailable products.
Quantity In Cart Prompt	The label for the quantity in cart field.
Qty on Back Order Prompt	The label for the quantity on backorder field (where enabled).
Cost Centre Placeholder	The faint placeholder text displayed in the input field (until the user begins typing).
Notes Prompt	The label for the note input field.
Notes Placeholder Text	The faint placeholder text displayed in the notes input field (until the user begins typing).
Tooltips	
Delivery Available Tooltip	The tooltip text displayed when the product is available for delivery.
Delivery Unavailable Tooltip	The tooltip text displayed when the product is NOT available for delivery.
Delivery Call To Order Tooltip	The delivery tooltip text displayed when the product is a special order.
Delivery Available Back Order Tooltip	The tooltip text displayed when the product is on back order for delivery.
Delivery Select Product Attributes Tooltip	The delivery tooltip text displayed for a master product, when the user has not yet selected options.

Store Not Set Tooltip	
Delivery Available 2 to 5 Days Tooltip	The delivery tooltip displayed when the product ETA is 2-5 days.
Delivery Available 3 to 6 Days Tooltip	The delivery tooltip displayed when the product ETA is 3-6 days.
Delivery Available 5 to 7 Days Tooltip	The delivery tooltip displayed when the product ETA is 5-7 days.
Delivery Special Order Tooltip	The delivery tooltip displayed when the product is a special order.
Pickup Available Tooltip	The tooltip text displayed when the the product is available for pickup.
Pickup Unavailable Tooltip	The tooltip text displayed when the the product is NOT available for pickup.
Pickup Low Stock Call To Order Tooltip	The tooltip text displayed when the product has limited stock for pickup at the selected location.
Pickup Call To Order Tooltip	The pickup tooltip text displayed when the product is a special order.
Pickup Available Back Order Tooltip	The pickup tooltip text displayed when the product is on back order.
Pickup Select Product Attributes Tooltip	The pickup tooltip text displayed for a master product, when the user has not yet selected options.
Pickup Store Not Set Tooltip	The tooltip text displayed when the user has not yet set their store, in which case the system is unable to calculate store pickup availability.
Cost Centre Help Tooltip	The tooltip text displayed for the cost centre input field.
Note Field Help Tooltip	The tooltip text displayed for the note input field.
Availability Text	
Delivery Available Text	The text displayed when the product is available for delivery.
Delivery Unavailable Text	The text displayed when the product is NOT available for delivery.
Delivery Call To Order Text	The delivery text displayed when the product is a special order.

Delivery Available Back Order Text	The text displayed when the product is available for delivery but is on back order.
Delivery Select Product Attributes Text	The delivery text displayed for a master product, when the user has not yet selected options.
Store Not Set Text	
Delivery Available 2 to 5 Days Text	The delivery text displayed when the product ETA is 2-5 days.
Delivery Available 3 to 6 Days Text	The delivery text displayed when the product ETA is 3-6 days.
Delivery Available 5 to 7 Days Text	The delivery text displayed when the product ETA is 5-7 days.
Delivery Special Order Text	The delivery text displayed when the product is a special order.
Pickup Available Text	The text displayed when the the product is available for pickup.
Pickup Unavailable Text	The text displayed when the the product is NOT available for pickup.
Pickup Low Stock Call To Order Text	The text displayed when the product has limited stock for pickup at the selected location.
Pickup Call To Order Text	The pickup text displayed when the product is a special order.
Pickup Select Product Attributes Text	The pickup text displayed for a master product, when the user has not yet selected options.
Pickup Store Not Set Text	The text displayed when the user has not yet set their store, in which case the system is unable to calculate store pickup availability.
Email Delivery Text	The text displayed when the product will be delivered via email.
Nearby Store Availability	
Nearby Pickup Availability Button Text	The text on the Check Nearby Stores button.
Nearby Pickup Availability Modal Heading	The heading text for the top of the modal window.
Nearby Pickup Availability Maximum Stores	The max number of store locations shown in the Check Nearby Stores modal window.

Nearby Pickup Include Current Store In Check?	Determines whether the currently selected store is included in the Check Nearby Stores modal window.
Nearby Pickup No Availability Message	The message text displayed when there are no nearby store locations with stock of the selected product.
Nearby Pickup Available Text	The the text displayed when the product is available for pickup at a nearby store.
Nearby Pickup Low Stock Call To Order Text	The text displayed when the product has limited stock for pickup at a nearby store.
Nearby Pickup Available Tooltip	The the tooltip displayed when the product is available for pickup at a nearby store.
Nearby Pickup Low Stock Call To Order Tooltip	The tooltip displayed when the product has limited stock for pickup at a nearby store.
Zip Summary	
Notes: (i) this content is applicable only if 'Use CV Zip Content' is ON for Zip settings. (ii) Zip Money fields default when Zip V2 is in use. (ii) This content is also available via the Product Zip Summary Widget and Cart Order Summary Totals Widget .	
Zip Money Learn More Button Text	Text for the link to the Zip Money or zip V2 popup. 
Zip Pay Learn More Button Text	Text for the link to the zip Pay website.
Zip Money Summary Message	Text for the Zip Money or Zip V2 tag line. 

Zip Pay Summary Message	Text for the Zip Pay tag line.
Zip Payment Under Limit Message	Zip tag line displayed in the Product Detail page when a product price is under the minimum limit set.
Zip Payment Over Limit Message	Zip tag line displayed in the Product Detail page when a product price is over the maximum limit set.
Openpay Summary	
Note - these settings are also available in the Cart Order Summary Totals Widget and Product Openpay Summary Widget.	
Openpay 'Learn More' Button Text	Text for the link to the Openpay popup.
Openpay Not Available Message - Under Minimum Amount	Text displayed when user cannot use Openpay because the order is under the minimum amount set.
Openpay Not Available Message - Over Maximum Amount	Text displayed when user cannot use Openpay because the order is above the maximum amount set.


Openpay Summary Message	Openpay payment marketing text displayed.
Openpay No Price Message	Openpay branding text

Openpay Popup

Note - these settings are also available in the [Cart Order Summary Totals Widget](#) and Product Openpay Summary Widget.

Openpay Company Banner	Company banner that is displayed in the Openpay popup (optional)
Openpay Company Logo	Company logo that is displayed in the Openpay popup (optional)
Openpay Popup Logo	Company logo that is displayed in the Openpay popup (optional)
Openpay Summary Heading	

Openpay Summary Details



Openpay
Checkout
Information
Text

commerce
VISION

Product Search

Search

News


Store Locator

Contact Us

Our Store

Tennis Equipment > Head TIG2 Tennis Racquet

Tennis Racquet



Zoom


Technical Specifications


Brands


Head

commerce VISION openpay

Available on orders from \$1 - \$10,000


Shop & checkout


Select Openpay as your payment method


Register & design your plan

If you are 18 years or older and a permanent resident of Australia all you'll need is a
•Debit or Credit card •Email address •The required deposit</i> •Mobile phone

Openpay
Payment
Information
Text

commerce
VISION

Product Search

Search

News


Store Locator

Contact Us

Our Store

Tennis Equipment > Head TIG2 Tennis Racquet

Tennis Racquet



Zoom


Technical Specifications


Brands


Head

commerce VISION openpay

Available on orders from \$1 - \$10,000


Shop & checkout


Select Openpay as your payment method


Register & design your plan

If you are 18 years or older and a permanent resident of Australia all you'll need is a
•Debit or Credit card •Email address •The required deposit</i> •Mobile phone

Openpay
Calendar
Information
Text

commerce
VISION

Product Search

Search

News


Store Locator

Contact Us

Our Store

Tennis Equipment > Head TIG2 Tennis Racquet

Tennis Racquet



Zoom


Technical Specifications


Brands


Head

commerce VISION openpay

Available on orders from \$1 - \$10,000

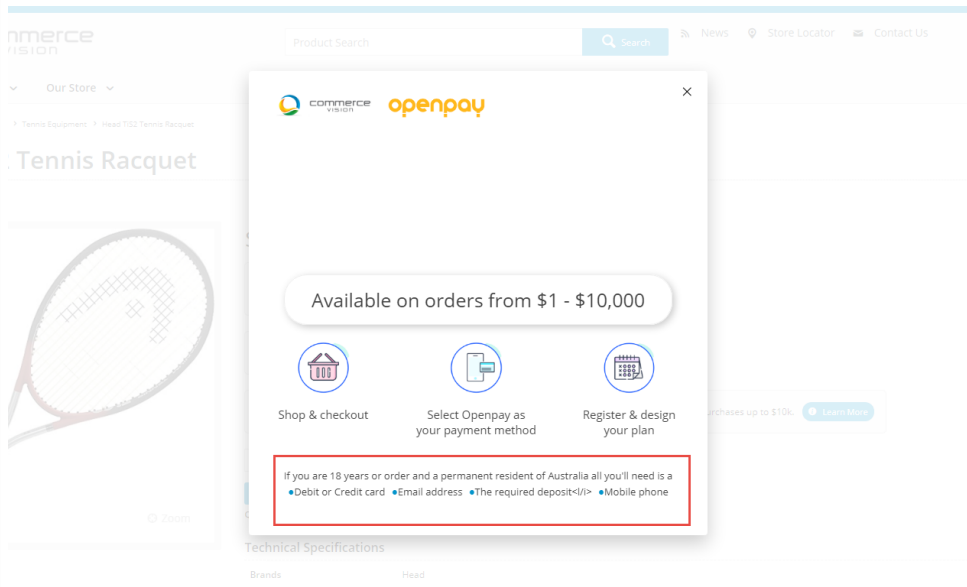

Shop & checkout


Select Openpay as your payment method


Register & design your plan

If you are 18 years or older and a permanent resident of Australia all you'll need is a
•Debit or Credit card •Email address •The required deposit</i> •Mobile phone

Openpay
Payment
Conditions



Afterpay Summary

Note - these settings can also be accessed in the [Cart Order Summary Totals Widget](#) and Afterpay Order Summary Widget.

Payment Information Text	The text displayed to break down the Afterpay installments and amounts for the product. The placeholders are replaced with actual figures drawn from the product.
--------------------------	---

Learn More Button Text	The text on the button which launches the Afterpay modal (popup) window.
------------------------	--

Afterpay Popup

Note - these settings can also be accessed in the [Cart Order Summary Totals Widget](#) and Afterpay Order Summary Widget.

Generic Heading	The heading text displayed under the Afterpay logo on the popup window.
-----------------	---

Generic Text	The description text displayed under the heading.
--------------	---

Payment Information Heading	The heading text displayed under the calendar icon.
-----------------------------	---

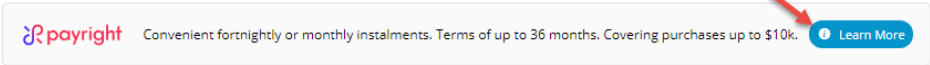
Payment Information Text	The description text displayed under the Payment Information heading.
--------------------------	---

Fee Information Heading	The heading text displayed under the dollar icon.
-------------------------	---

Fee Information Text	The description text displayed under the Fee Information heading.
Application Heading	The heading text displayed under the clock icon.
Application Text	The description text displayed under the Application heading.
Modal Summary Heading	The summary text displayed at the bottom of the popup window.
Continue Shopping Button Text	The label on Continue Shopping button, which dismisses the modal window.
Terms Link	The T&C link displayed in small text under the Continue Shopping button.


PayRight Summary

Note - these settings can also be accessed in the [Cart Order Summary Totals Widget](#) and Product Payright Summary Widget.

Payright 'Learn More' Button Text	Text for the button that opens the Payright popup in the Product Detail page. 
Payright Not Available Message - Under Minimum Amount	Text displayed to alert user when product is under the minimum amount set on your site for using Payright.
Payright Not Available Message - Over Maximum Amount	Text displayed to alert user when product is over the maximum amount set on your site for using Payright.

Payright
Summary
Message

Text displayed on the Payright marketing banner that appears in the Product Detail page.

 Convenient fortnightly or monthly instalments. Terms of up to 36 months. Covering purchases up to \$10k. [Learn More](#)

Payright Popup

Note - these settings can also be accessed in the [Cart Order Summary Totals Widget](#) and Product Payright Summary Widget.

Payright
Summary
Heading

Text displayed for the Summary Heading.

Payright
Summary
Details

Text displayed for the Summary Details.

Available on orders from \$1 - \$10,000



Convenient fortnightly
or monthly
instalments












Terms of up to 36
months



Covering purchases
up to \$10k

[See full Terms and Conditions](#)

Payright Instalmen ts Calendar Text	<div data-bbox="305 184 1123 289">Available on orders from \$1 - \$10,000</div> <div data-bbox="331 323 440 432">  </div> <div data-bbox="256 464 516 554"> Convenient fortnightly or monthly instalments </div> <div data-bbox="654 323 763 432">  </div> <div data-bbox="605 464 812 522"> Terms of up to 36 months </div> <div data-bbox="974 323 1083 432">  </div> <div data-bbox="915 464 1144 522"> Covering purchases up to \$10k </div> <div data-bbox="574 606 849 630"> See full Terms and Conditions </div>
Payright Max Repayme nt Period Text	<div data-bbox="305 716 1123 821">Available on orders from \$1 - \$10,000</div> <div data-bbox="331 854 440 963">  </div> <div data-bbox="256 995 516 1085"> Convenient fortnightly or monthly instalments </div> <div data-bbox="654 854 763 963">  </div> <div data-bbox="605 995 812 1054"> Terms of up to 36 months </div> <div data-bbox="974 854 1083 963">  </div> <div data-bbox="915 995 1144 1054"> Covering purchases up to \$10k </div> <div data-bbox="574 1140 849 1163"> See full Terms and Conditions </div>
Payright Max Loan Amount Text	<div data-bbox="305 1247 1123 1352">Available on orders from \$1 - \$10,000</div> <div data-bbox="331 1386 440 1495">  </div> <div data-bbox="256 1526 516 1617"> Convenient fortnightly or monthly instalments </div> <div data-bbox="654 1386 763 1495">  </div> <div data-bbox="605 1526 812 1585"> Terms of up to 36 months </div> <div data-bbox="974 1386 1083 1495">  </div> <div data-bbox="915 1526 1144 1585"> Covering purchases up to \$10k </div> <div data-bbox="574 1671 849 1694"> See full Terms and Conditions </div>

Related help

- [Minimum Order Limit Restrictions](#)
- [Enforce Pack Quantities Globally](#)
- [Backordered Products & Ordering](#)
- [Custom Filter Options for CMS Product Maintenance Search](#)

- [Product Document & Video Links](#)
- [Product Features Group Maintenance](#)
- [Manually Sort the Product Variants in the CMS](#)
- [Importing Products to a Promotion](#)
- [Automatic Image Tagging for Variants](#)
- [Add Product to Categories in Product Maintenance](#)
- [Assign Products in Category Maintenance](#)
- [Maintain Product Category in Category Maintenance](#)
- [Add Product To Order Template Widget](#)
- [Product Unit Of Measure Selector](#)
- [Infinite / Endless Scrolling](#)