

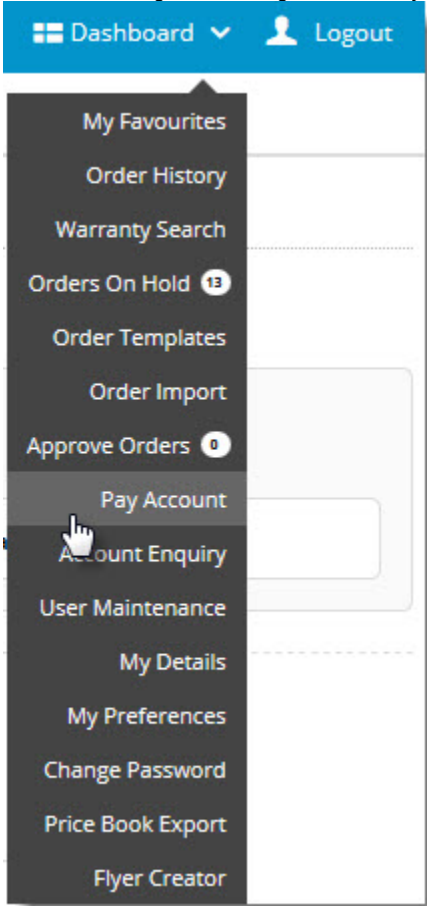
Account Payment

Overview

Give your customers the ability to pay outstanding invoices online is an excellent way to encourage self service. They can reprint an invoice, pay off an overdue balance, and query an invoice.

How it works

1. Your customer logs in and navigates to the Pay Account page.



2. All outstanding invoices are displayed, along with the ability to enter a payment amount for each.

Account Payment

Pay outstanding invoices on your account

Invoice Details

You can choose from the day based periods below, to auto-select the invoices for those time spans.

Current: \$0.00

30 Days: \$0.00

60 Days: \$0.00

90+ Days: \$56,485.36

Unallocated Payments: \$0.00

7 records

Date	Invoice #	Due Date	Invoice Amount	Owing	Discount	Payment Amount	<div><div>Pay</div><div>Reprint</div></div>
24/07/2007	5894	24/07/2007	\$5,293.27	\$5,293.27	<div><div>\$0.00</div></div>	<div><div></div></div>	<div><div>Pay</div><div>Reprint</div></div>
15/08/2007	5917	15/08/2007	\$48,096.64	\$48,096.64	<div><div>\$0.00</div></div>	<div><div></div></div>	<div><div>Pay</div><div>Reprint</div></div>
25/08/2016	5997	25/08/2016	\$95.28	\$95.28	<div><div>\$0.00</div></div>	<div><div></div></div>	<div><div>Pay</div><div>Reprint</div></div>
25/08/2016	5998	25/08/2016	\$5,487.24	\$5,487.24	<div><div>\$0.00</div></div>	<div><div></div></div>	<div><div>Pay</div><div>Reprint</div></div>
25/08/2016	5999	25/08/2016	\$84.14	\$84.14	<div><div>\$0.00</div></div>	<div><div></div></div>	<div><div>Pay</div><div>Reprint</div></div>

3. Your customer selects the invoice(s) they wish to pay, then proceeds to the payment page to enter credit card or EFT details. Your customer can also request reprints of any invoices they require.



Account Payment
Pay outstanding invoices on your account

Invoice #	Due Date	Amount
9997	25/08/2016	\$96.28
9998	25/08/2016	\$500.00
9999	25/08/2016	\$84.14

Merchant: BPD UAT
Selected Invoices Total Amount: \$679.42
Total Payment Amount: \$679.42

Payment

Credit Card | Direct Deposit | BPay


Cards Accepted:  

Card Number: Card Expiry Date (MM/YYYY): /

Card Security Code (CCV):

Name On Card:

☐ Remember Card Details

 Your credit card payment will be conducted directly via the eWay Rapid API Version 3 payment facility over a Secure Socket Layer (SSL) connection. BPD UAT does not store Credit Card information, or have access to your Credit Card details. To View our policy on returns, refunds and deliveries, or for contact information, please visit our [Frequently Asked Questions](#)

Customisation options

The Account Payment page template is where you'll find the [Account Payment Widget](#). This widget is what actually displays the list of invoices on the page.


Edit - Account Payment Template Back

Widget Layout

Zone: Content

<input checked="" type="checkbox"/> Page Title Account Payment	<input type="button" value="Edit"/> <input type="button" value="Options"/>
<input checked="" type="checkbox"/> Account Payment	<input type="button" value="Edit"/> <input type="button" value="Options"/>
<input checked="" type="checkbox"/> Checkout Payment Options	<input type="button" value="Edit"/> <input type="button" value="Options"/>

It's here you can customise messaging, button text, and more.


Account Payment

Search...

General Options

Personalisation

Buttons

Titles

Prompts

Labels

Pay Generic Amount

Common Options

Documentation

Buttons

Submit Reprint Request Button Label

Submit Reprint Request

Continue Button Label

Continue

Reprint Order Button Label

Reprint

Cancel

Save

From version 4.10+, you can also offer a 'Pay Generic Amount' option, where the customer pays a lump sum, and funds are automatically allocated to the oldest invoices first.

Enter Generic Amount

Entering a generic amount will clear out any manually selected invoices or amounts and automatically assign the the value to payable invoices, paying the oldest invoices first. Maximum payment allowed is \$57,113.34

Amount

0.00

Cancel

Apply Amount

Additional Information

- Customers can elect to pay invoices based on time period (e.g. 90 days outstanding), and the system will auto-select the applicable invoices based on their selection.
- From 4.10+, offer a 'Pay Generic Amount' option, where the customer pays a lump sum, and funds are automatically allocated to the oldest invoices first.
- Customise your Account Payment page template with the [Account Payment Widget](#). This widget is what actually displays the list of invoices on the page, and you can specify button text, messaging, and more.

Minimum Version Requirements	--
Prerequisites	Online payment facility with a gateway such as Eway, Braintree, DPS, IPSI, etc.
Self Configurable	Yes
Business Function	Accounts
BPD Only?	Yes
B2B/B2C/Both	B2B
Third Party Costs	n/a

Related help

- [Dispute Invoices](#)
- [Reprint Account Invoices](#)
- [Invoice Reprints \(PRONTO\)](#)

Related widgets

- [Account Payment Detail Widget](#)
- [Account Payment Widget](#)
- [BPAY Account Payment Detail Widget](#)
- [Account Payment Paid FAIL Widget](#)
- [Account Payment Paid OK Widget](#)
- [EFT Account Payment Detail Widget](#)