




Cart Summary Widget

Widget Use

Provides a summary of cart contents, display a preview of order lines and their total costs, and link to the shopping cart.

Example of Widget Use


Without Preview on Hover	With Preview on Hover
	<p>From version 3.87, a preview option is available in which more cart detail is displayed on hover.</p> <div><div>Search</div><div>Search</div><div><div><div>5</div><div>Cart icon</div><div>\$30.95 (inc GST)</div></div><div><div>You currently have 5 items in your cart</div><div><div><div><div></div><div><div>BIC Cristal Ballpoint Stick Pen, Medium</div><div>CODE: CV248</div></div><div>Qty: 4</div><div>\$15.96</div></div><div><div></div><div><div>BIC Velocity Retractable Ballpoint Pen, Medium Point</div><div>CODE: CV221</div></div><div>Qty: 1</div><div>\$14.99</div></div></div><div><div>Subtotal (inc GST)</div><div>\$30.95</div></div><div><div>Total (inc GST)</div><div>\$30.95</div></div><div><div>Including GST</div><div>\$2.81</div></div><div><div>openpay</div><div>Learn More</div><div>\$3.10 today and 4 fortnightly interest free payments of \$6.96</div></div><div><div>Checkout</div></div></div></div></div></div>

Where can the Widget be placed?

The widget can be used in the following templates:

- Theme Layout

Widget Options

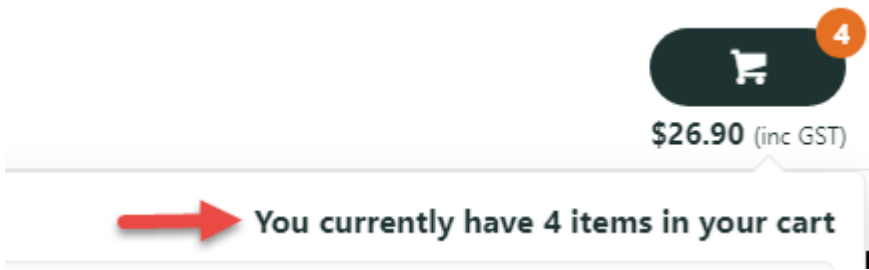


Third Party Payment Settings

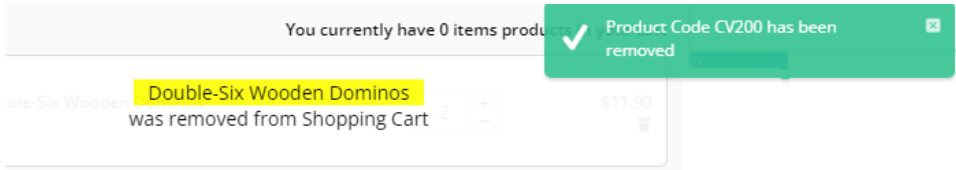
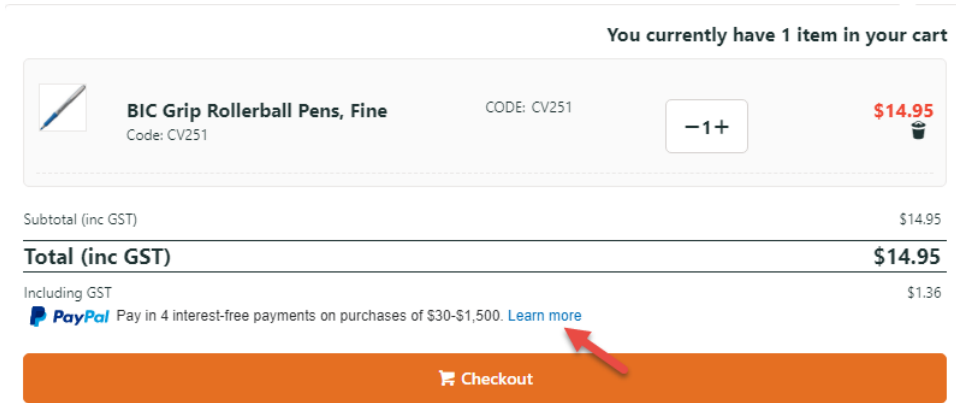
For Zip, Afterpay, Openpay and Payright fields, see: [Product Purchase Details Widget](#) help.

Option	Use	Comments	Available from Version
Description	A short description of the widget's use.	This description is added to the widget title. It makes the widget's use clear on the template page.	All

Layer	The layer the widget is valid for.	Use layering to limit widget content to certain groups of users. To use the same widget for more than one user group but with different options set, add the widget as many times as needed in the same zone. Then add layering to define the user group each time.	All
Cart URL	Simplified cart URL name to display to user.	Default: /cart	
Navigate to Cart URL on Cart Icon click?	Whether cart icon is a link to the shopping cart page.	Default: ON Toggle to disable	3.88
Cart Icon	Icon displayed to the left of the total cost and item/line count.	Default: cv-ico-general_cart	All
Hide Default Icon	Prevents display of the default icon (if not already overridden with the 'Cart Icon' option).	Default: OFF Toggle to enable	All
Order Packages or Line Count?	Determines what will be shown in brackets alongside the total order value (e.g. "6 items" or "4 lines"). <ul style="list-style-type: none">Order Packages - the total number of items in the cart.Line count - the number of lines in the cart.	Default: Order Packages	All
Placeholder for Cart Count	Displays the number of lines/items in the cart. If field is empty, cart count will not show. {0} will be replaced with the count. If brackets () are used, the count number is shown within them. Exclude () if you don't want brackets.	Default: ({0} items)	3.87
Inc / Ex Tax Display	Whether tax is included in the cart summary calculation. This is usually defined at the customer level (e.g. B2B Customers = ex Tax and B2C Customers = inc Tax) but the setting here will override this default.	Default: CustomerDefined	3.78
Show Tax Display?	Determines whether the 'inc GST' or 'ex GST' text is displayed in the widget.	Default: OFF Toggle to enable	3.88
Show Only Icon On Mobile?	Determines whether the total cost and item/line count are displayed on mobile devices. When ticked, the icon is the only element displayed, saving space on smaller devices.	Default: ON Toggle to disable	All
Cart Preview On Hover?	Determines whether a preview panel appears when user hovers on cart icon. The preview can contain the cart contents, freight cost, total charges, etc.	Default: OFF Toggle to enable	3.87
Link to Tax Toggle Widget?	If the Tax Toggle Widget is implemented on your site, toggle ON to enable the Cart Summary total to update as tax is toggled on/off.	Default: OFF Toggle to enable	3.88
Line Sort Field	Determines how items in the cart are ordered. Works with 'Lines Sort Direction' field. Enter one of the bolded options. <ul style="list-style-type: none">LineSeq - orders by first to last entered in cart or reverseOrderItemPrice - orders by lowest to highest prices or reverseProduct[0].Description - orders by alphabetical order of product description from numerals,a-z or z-a,numerals	If no value is entered, the default order adds to cart from first to last.	All
Lines Sort Direction	Select: <ul style="list-style-type: none">Ascending for first to last/lowest to highestDescending for the reverse.	Default: Ascending	All
Display Top X Number of Lines	The number of lines from the top to display. The default '0' will show all lines.	Default: 0	All

Strip Zero Decimal Amounts	Whether zeroes after the decimal point are left out when the price has zero cents, e.g., \$10 or \$10.00.	Default: OFF Toggle to enable	All
Cart Preview On Hover			
Popup Header Text	Heading at the top of the hover panel. {0} - placeholder for item count	Default: You currently have {0} products in your cart	3.87
Popup Header Count Text	Descriptor for the number of products in the cart centred around the word 'item'. Example: Summary line "You currently have X items in your cart". 	Default: item NOTE - 'item' is <i>automatically</i> pluralised when cart has more than one item number.	3.97
Charges Prompt	Label for the order charges, e.g., total of products in the cart.	Default: Charges	3.87
Charge Line Discounts Prompt	Label for order charge discounts.	Default: Discounts	3.87
Discounts Prompt	Label for the order discounts, e.g., promotions or other discounts.	Default: Discounts	3.87
Freight Prompt	Label for the freight.	Default: Freight	3.87
Zero Dollar Freight Charge Display	Text displayed when the order does not attract a freight charge.	Default: No Charge	3.87
Requires Quote Freight Charge Display	Text displayed when the freight can't be calculated and will require a quote.	Default: Requires Quote	3.87
Show Promotional Code Expiry Date?	Whether the expiry date of the applied promo code is included in the cart preview.	Default: ON Toggle to disable	3.95
Promotional Code Expiry Date Prompt	Label for the promo code expiry date. The placeholder {0} will be replaced with the actual promotion's expiry date.	Default: Expires on: {0}	3.95
Tax Prompt	Label for the GST.	Default: GST	3.87
Subtotal Prompt	Label for the order subtotal.	Default: Subtotal	3.87
Including Tax Prompt (inc tax)	Label for the GST field when the GST has been included in the subtotal.	Default: Including GST	3.87
Including Tax Prompt (ex tax)	Label for the GST field when the GST has not been included in the subtotal.	Default: Plus GST	3.87
Total (inc-tax) prompt	Label for the order total.	Default: Total (inc GST)	3.87

Giftcard total prompt	Label for the giftcard amount redeemed.	Default: Giftcard Total	3.87
Amount owing after gift cards	Label for the net owing after giftcard deduction.	Default: Net Owing	3.87
Checkout button text	Text displayed on the checkout button in the preview panel.	Default: Checkout	3.87
Include Order Lines in on Hover	Whether the cart contents are displayed in the preview panel.	Default: OFF Toggle to enable	3.87
Include Link to Product	If 'Include Order Lines in on Hover' is enabled, determines whether cart lines link back to the product page.	Default: OFF Toggle to enable	3.87
Use Order Lines Info Sub Template	Whether custom widgets can be used to show additional line info. NOTE - For nested widgets to include links, disable 'Include Link to Product'.	Default: OFF Toggle to enable	4.23.06
Show APN Instead Of Product Code	Whether the Australian Product Number is displayed in lieu of the product code.	Default: OFF Toggle to enable	3.87
Itemise Charges?	Whether various charges are broken down into their various components, instead of being grouped as 'Charges'.	Default: OFF Toggle to enable	3.95
Show Budget Remaining?	Determines whether the budget remaining amount is displayed in the cart preview.	Default: OFF Toggle to enable	3.95
Budget Remaining Prompt	Label for the budget remaining amount.	Default: Budget Remaining	3.95
Increase Quantities In Pack Qty?	Enforce increase by pack quantity only if a product must be sold in a pack quantity when a quantity adjusted.	Default: OFF	3.95
Add Minimum Quantity To Cart?	Enforce minimum quantity to add to cart if a product has specific minimum quantity.	Default: OFF	3.95
Enable Cart Editing?	Whether to let users edit quantities in the cart summary popup.	Default: OFF Toggle to enable	4.37
Enable Cart Editing Auto Update?	Whether to dynamically save user changes in Cart Preview.	Default: OFF Toggle to enable	4.37
Update cart button text	<i>(Only if auto-update is disabled.)</i> Text on the Update Cart button.	Default: Update Cart	4.37
Delete confirmation message	<i>(Only if auto-update is disabled.)</i> Text on dialog popup asking user to confirm deletion of order line.	Default: Are you sure you want to remove this product?	4.37
Delete confirm button label	<i>(Only if auto-update is disabled.)</i> Text on button to confirm deletion of order line.	Default: Yes, Remove Product.	4.37
Delete cancel button label	<i>(Only if auto-update is disabled.)</i> Text on button to cancel deletion of order line.	Default: No	4.37

Deleted Line Message	<p>Message confirming order line was deleted from cart.</p> 	<p>Default: <code>{1}</code> was removed from Shopping Cart</p> <p>{0} - placeholder for the product URL to product</p> <p>{1} - placeholder for product title and code.</p>	4.37
Braintree			
PayPal Pay Later Messaging Options	<p>(Only if Braintree Payments is used) Allows editing of the PayPal Pay in 4 tagline that in Cart Summary. See: Pay in 4.</p> 		4.31
Force Hide Pay Later Message	<p>Whether the Pay in 4 message displays in Cart Preview. Automatically displays when Braintree Payments is active. Toggle ON to hide the message.</p>	<p>Default: OFF</p> <p>Toggle to enable</p>	4.31

Implementation Guide

[Cart Preview on Hover](#)

Related help

- [Cart Preview on Hover](#)
- [PayPal Pay Later Cart Summary Widget](#)
- [Cart Order Summary Totals Widget](#)
- [Tax Toggle Widget](#)