

# Product Features

Is this feature disabled?

Contact To Enable

This feature needs to be switched on for your site by Commerce Vision.

On this page:

- Overview
  - How to Use Product Features
- Prerequisites
  - Enable Product Features
  - Create Feature Groups (optional)
  - Integrator Custom Tables Setting (PRONTO only)
- Create a Product Feature
- Assign Features to Products
- Additional Information
- Related help

## Overview

When you offer a range of similar products, your shoppers are likely to choose one over another based on their preferences for specific product attributes. For some, brand or country of origin might be key, others may prioritise price or colour.

Product Features allows you to create any number of meaningful properties as product metadata. Products can then be tagged with one or multiple feature values in [Product Maintenance](#). You can then choose when to display product features to shoppers.

## How to Use Product Features

Some products have a LOT of feature metadata. Sure, it's valuable information in *some* scenarios, but it might not make sense to display all of it on a specific page. For instance, a feature may be great to show shoppers in Product Compare, but it's not something you want cluttering up the Filter on your product list pages.

You can select to display a feature:

- **As a way to filter search results** - When the [Product List Feature Filter Widget](#) is added to the Product List template, the product search results page will include a features filter, displaying the list of features and values tagged to products found. By applying one or more filters, a shopper can zero in on the most suitable products quickly and easily.

### Early Childhood

Grid List

Sort

Relevance

Filter By

Price Range

100 9999

Apply

Brand

Ages

Australian State

Country

Dinosaurs Floor Puzzle  
CODE: CV162

Add to Compare

Add to Favourites

Add to cart

0

On The Farm Sequencing Puzzle  
CODE: CV163

Add to Compare

Add to Favourites

Add to cart

0

Solar System Floor Puzzle  
CODE: CV164

Add to Compare

Add to Favourites

Add to cart

0

- In [Technical Specifications](#) on the Product Detail page as helpful product information:

## Writing Prompt Cubes

Product Code: CV188

\$14.95 inc GST




1

Add to cart

Add to Order Template

Technical Specifications	
Ages	6 years +
Australian	Yes

- As additional **Product Comparisons** data:

			
Title	Writing Prompt Cubes	Stepping Stones	Gross Motor Skills Classroom Set
Product Code	CV188	CV204	CV206
Price	\$14.95	\$62.95	\$195.95
Description			
Ages	<ul style="list-style-type: none"> <li>• 6 years +</li> </ul>	<ul style="list-style-type: none"> <li>• 4 years +</li> </ul>	<ul style="list-style-type: none"> <li>• 3 years +</li> </ul>
Origin	<ul style="list-style-type: none"> <li>• QLD</li> <li>• Australia</li> </ul>	<ul style="list-style-type: none"> <li>• -</li> <li>• England</li> </ul>	<ul style="list-style-type: none"> <li>• NSW</li> <li>• Australia</li> </ul>
Add to Cart	<div> <div>-</div> <div>0</div> <div>+</div> </div> <div>Add To Cart</div>	<div> <div>-</div> <div>0</div> <div>+</div> </div> <div>Add To Cart</div>	<div> <div>-</div> <div>0</div> <div>+</div> </div> <div>Add To Cart</div>

In the past, product feature data have always been integrated from the ERP. You can now maintain features in the CMS.



Commerce Vision recommends that applying Product Features to products be done on all products at once rather than in stages. This will minimise exclusion of products without features from searches.

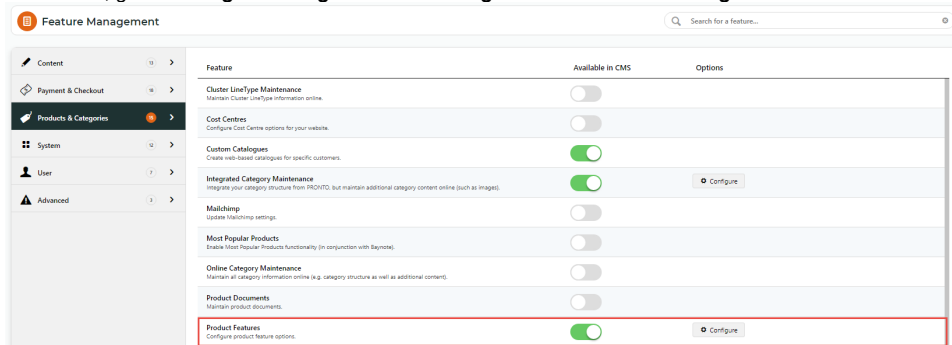
## Prerequisites

In order to maintain product features online, here's what needs to be configured:

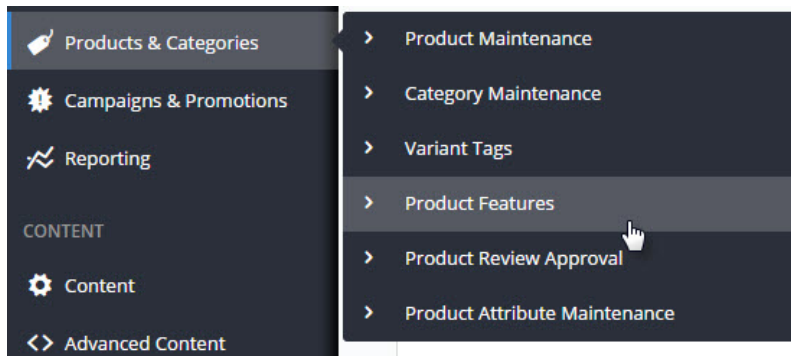
## Enable Product Features

To enable **Product Features**:

1. In the CMS, go to **Settings** **Settings** **Feature Management** **Products & Categories** **Product Features**.






2. Toggle **ON Product Features**.
3. Once enabled, **Product Features** appears on the **Products & Categories** menu.



## Create Feature Groups (optional)

This allows the grouping two or more features for display on the Product Comparison page.

Example: 'Origin' was created as a group to include the 'Country of Origin' and 'Australian State' features.

			
Title	Writing Prompt Cubes	Stepping Stones	Gross Motor Skills Classroom Set
Product Code	CV188	CV204	CV206
Price	\$14.95	\$62.95	\$195.95
Description			
Ages	<ul style="list-style-type: none"> <li>6 years +</li> </ul>	<ul style="list-style-type: none"> <li>4 years +</li> </ul>	<ul style="list-style-type: none"> <li>3 years +</li> </ul>
Origin	<ul style="list-style-type: none"> <li>QLD</li> <li>Australia</li> </ul>	<ul style="list-style-type: none"> <li>-</li> <li>England</li> </ul>	<ul style="list-style-type: none"> <li>NSW</li> <li>Australia</li> </ul>
Add to Cart	<div> <div>-</div> <div>0</div> <div>+</div> </div> <div>Add To Cart</div>	<div> <div>-</div> <div>0</div> <div>+</div> </div> <div>Add To Cart</div>	<div> <div>-</div> <div>0</div> <div>+</div> </div> <div>Add To Cart</div>

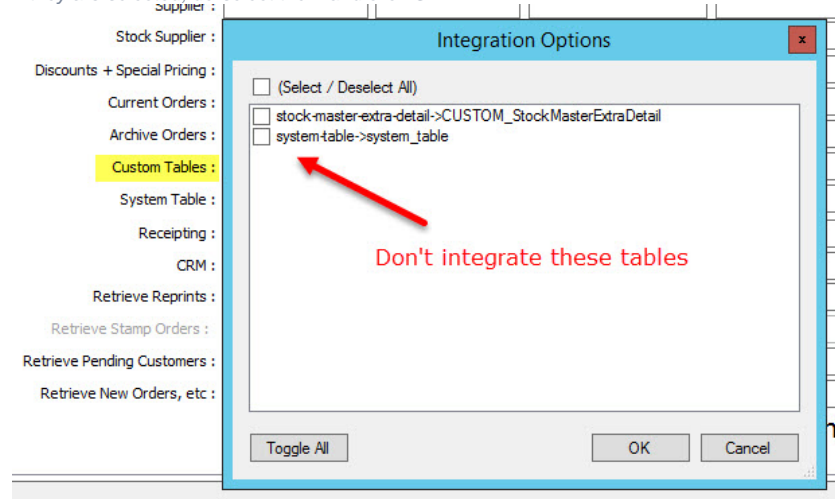
To create a group:

1. Go to **Settings** **Settings** **Feature Management** **Products & Categories** **Product Features**.
2. Click **Configure**.
3. Click **Add Group**.
4. Enter name of the group.
5. To save and enter another group, click **Save**. To exit from this page, click **Save & Exit**.

## Integrator Custom Tables Setting (PRONTO only)

1. Open the Integrator client and click the 'Set Options' link for **Custom Tables**.
2. Ensure these tables are **not** enabled: "**stock-master-extra-detail->CUSTOM\_STockMasterExtraDetail**" and "**sytem-tablesystem\_table**".

If they are selected, de-select them and click **OK**.



Once your site is configured as above, you're ready to maintain all of your product feature metadata in the CMS!

## Create a Product Feature

A Product Feature is an abstract property that can have two or more values. Some examples are: colour, brand, age group, country of origin, etc. Once created, a product can be tagged with a feature value in Product Maintenance.

1. In the CMS, go to to **Products & Categories** **Product Features**.

2. Click **Add New Feature**.



3. Enter a suitable **name** for the feature.

≡ Feature Details

Name \*

Size

4. Toggle ON/OFF the display options as required. See [Product Feature Visibility](#) for further information.



Include In Metadata Summary



Include In Technical Specification Widget





Include In Product Comparison



Display as Numeric Slider



- **Include in Metadata Summary** - add feature as a filter option on the Product List page
- **Include in Technical Specification Widget** - display on the Product Detail page
- **Include in Product Comparison** - display as a comparison feature
- **Display as Numeric Slider** - if feature value is numeric, e.g., price, opt to display values via a numeric slider
- **Has a Group?** - toggle ON to add this feature to a group for display in Product Comparison

☒ Has a Group?

Select a Group

Origin

5. Click **Save & Exit**.

## Assign Features to Products

1. In the CMS, go to **Products & Categories** **Product Maintenance**.

2. Use **Search** to find the product to update and click **Edit**.

3. Scroll to the **Features** section.

**Features**  
Product Features

Collapse Section

Name	Value	Delete?
Ages	6 years +	<input type="checkbox"/>
Australian State	QLD	<input type="checkbox"/>
Country	Australia	<input type="checkbox"/>

Add Feature

4. Click **Add Feature** and select from the dropdown.

**1 Year Warranty**

1 Year Warranty

12 months warranty

Adjustable

Ages

Australian State

Best Sellers

BLUE2

Brand

...

Add Accessory

5. Enter a **value** for this feature.

**Features**  
Product Features

Collapse Section

Name	Value	Delete?
Size	Ad	<input type="checkbox"/>

Add Feature

6. To add another product feature, click **Add Feature** and go through steps 4-5.

7. Click **Save**.

## Additional Information

<b>Minimum Version Requirements</b>	4.01.00
<b>Prerequisites</b>	--
<b>Self Configurable</b>	Yes
<b>Business Function</b>	Catalogue
<b>BPD Only?</b>	Yes
<b>B2B/B2C/Both</b>	Both
<b>Third Party Costs</b>	n/a

## Related help

- [Product Maintenance](#)
- [Product Compare Functionality](#)
- [Product List Filter Widget](#)
- [Product Technical Specifications Widget](#)