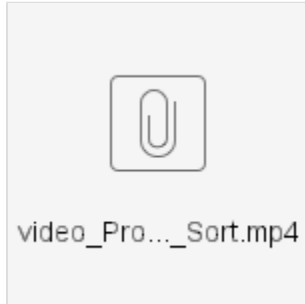


# Catalogue: Sort Option Flexibility for Product Lists

Do you use out-of-the-box sort options for product list search results? Or do you prefer customised options that are more suited to your products or customers? Either way, setting sort options has become a whole lot faster with the new look of the sort selection modal. And with a toggle, you can apply the sort configuration in one widget to some or all product sort list widgets.

## Benefits

- Intuitive easy to configure sort selection interface.
- Default and other sort options selected in a dropdown list.
- Custom fields (if implemented) can be typed in for selection.
- Apply Globally toggle for control of sort options across multiple widget instances.



Product List Sort in action

## More info...

When your shoppers search for products or through categories, the results may return hundreds of 'matching' products. The sort tool lets the user prioritise the results by selecting a sort option. A common one used is price, either 'High to Low', or 'Low to High'. Another is alphabetical order.

We have made the **Product List Sort Widget** a lot more user-friendly so setting sort options is fast and intuitive. The widget defaults with the six most popular sorts. Want them in a different order? Just drag and drop to reorder them.

Sort Options

Name

Please enter or select a Name ...

Value

Please enter or select a Name ...

Existing Sort Options

Name	Value	Options
↕ Integrated Price Ascending	Price (Low to High)	<div>Edit</div> <div>Remove</div>
↕ Integrated Price Descending	Price (High to Low)	<div>Edit</div> <div>Remove</div>
↕ Product Code Ascending	Product Code A-Z	<div>Edit</div> <div>Remove</div>
↕ Product Code Descending	Product Code Z-A	<div>Edit</div> <div>Remove</div>
↕ Description Ascending	Description A-Z	<div>Edit</div> <div>Remove</div>
↕ Description Descending	Description Z-A	<div>Edit</div> <div>Remove</div>

☐
Apply Globally

Cancel

Apply

Default sort options

If the defaults aren't what you want, just select from the many options in the dropdown list.

Sort Options

Name

Please enter or select a Name ...

Value

Please enter or select a Name ...

Average Review Rating Descending

Boost Source Value Ascending

Boost Source Value Descending

Brand Code Ascending

Brand Code Descending

Category Code Ascending

Category Code Descending



Options

Edit

Remove

Change to the sort options you want

And if your site uses multiple instances of the Product List Sort Widget and you want all their sort options to be the same, just enable Apply Globally. Hmm. What if you only want some of those to be the same? No problem. Just disable Apply Globally on those specific widgets.

 Sort Options 









Name




Please enter or select a Name ...

Value

Please enter or select a Name ...

Existing Sort Options

Name	Value	Options
↕ Integrated Price Ascending	Price (Low to High)	 Edit  Remove
↕ Integrated Price Descending	Price (High to Low)	 Edit  Remove
↕ Product Code Ascending	Product Code A-Z	 Edit  Remove
↕ Product Code Descending	Product Code Z-A	 Edit  Remove

 ☒ Apply Globally  

Enable Apply Globally

 See: [Product List Sort Widget](#)