





































Product List Grid Widget

Widget Use

Renders a product (or category) list. Contents are displayed either in a list or grid format. Also displays the 'we're sorry' message for searches that return no results.

Example of Widget Use

Following is an example of the widget in use:

Grid Layout	List Layout
<div><div><p>Gray-Nicolls Test Special Cricket Ball</p><p>CV122</p><p> In Stock 122</p><p>\$19.94</p><p>ex GST (Each)</p><div><div><div></div><div></div><div></div></div><div><div>+</div><div>-</div></div><div> Add to cart</div></div><div><div> Add to favourites</div><div><input type="checkbox"/> Add to Compare</div></div></div></div> <div><div><p>Gray-Nicolls Wonderball Practice Cricket Ball</p><p>CV123</p><p> In Stock 123</p><p>\$9.49</p><p>ex GST (Each)</p><div><div><div></div><div></div><div></div></div><div><div>+</div><div>-</div></div><div> Add to cart</div></div><div><div> Add to favourites</div><div><input type="checkbox"/> Add to Compare</div></div></div></div> <div><div><p>Slazenger Hyper Blade Elite Pro Cricket Bat - Mens Long Handle</p><p>CV124</p><p> In Stock 124</p><p>\$308.75</p><p>ex GST (Each)</p><div><div><div></div><div></div><div></div></div><div><div>+</div><div>-</div></div><div> Add to cart</div></div><div><div> Add to favourites</div><div><input type="checkbox"/> Add to Compare</div></div></div></div> <div><div><p>Slazenger Cricket Spring Stumps</p><p>CV128</p><p> In Stock 128</p><p>\$80.75</p><p>ex GST (Set)</p><div><div><div></div><div></div><div></div></div><div><div>+</div><div>-</div></div><div> Add to cart</div></div><div><div> Add to favourites</div><div><input type="checkbox"/> Add to Compare</div></div></div></div> <div><div><p>Puma Pulse 3000 Flex Tech Wicket Keeping Pads</p><p>CV376</p><p> In Stock 376</p><p>\$56.99</p><p>ex GST (PAIR)</p><div><div><div></div><div></div><div></div></div><div><div>+</div><div>-</div></div><div> Add to cart</div></div><div><div> Add to favourites</div><div><input type="checkbox"/> Add to Compare</div></div></div></div> <div><div><p>Kookaburra Pro 800 Cricket Helmet</p><p>CV377</p><p> In Stock 377</p><p>\$56.99</p><p>ex GST (Each)</p><div><div><div></div><div></div><div></div></div><div><div>+</div><div>-</div></div><div> Add to cart</div></div><div><div> Add to favourites</div><div><input type="checkbox"/> Add to Compare</div></div></div></div>	<div><div><p>Gray-Nicolls Test Special Cricket Ball</p><p>CV122</p><p> In Stock 122</p><p> Add to favourites</p><p><input type="checkbox"/> Add to Compare</p></div><div><div><p>Gray-Nicolls Wonderball Practice Cricket Ball</p><p>CV123</p><p> In Stock 123</p><p> Add to favourites</p><p><input type="checkbox"/> Add to Compare</p></div><div><div><p>Slazenger Hyper Blade Elite Pro Cricket Bat - Mens Long Handle</p><p>CV124</p><p> In Stock 124</p><p> Add to favourites</p><p><input type="checkbox"/> Add to Compare</p></div><div><div><p>Gunn & Moore Epic Cricket Set</p><p>CV125</p><p> In Stock 100</p><p> Add to favourites</p><p><input type="checkbox"/> Add to Compare</p></div></div></div></div></div>

Where can the Widget be placed?

The widget can be used in the following templates:

- Product List Page Template

Widget Options

Option	Use	Comments	Available from Version
Description	A short description of the widget's use.	We recommended this field be updated so the widget's purpose is clear at a glance from the template page.	All
Layer	The layer the widget is valid for.	<p>The layering technology allows for the content to be shown to specific audiences.</p> <p>This is handy if the content is only valid for a certain type of user, or if the same widget is required for more than one audience, but different configuration is needed.</p> <p>The widget can be added to the zone more than once and the layer feature can determine which audience can see each widget.</p>	All
Use Zoned Product Layout?	Determines whether zoned product layout should be used when displaying products in the list/grid.	Default is: unticked Tick to enable	All
Use Zoned Category Layout?	Determines whether zoned category layout should be used when displaying categories in the list/grid.	Default is: unticked Tick to enable	All
Product Display Option	<p>Determines whether the widget displays products, subcategories, or either of the 2 depending on data. Choose from 3 options:</p> <ul style="list-style-type: none">• Products OR Subcategories• Subcategories Only• Products Only <p>The default value for this setting is 'Products OR Subcategories', meaning the widget will display products first, or subcategories if no products are found.</p> <p>If your website structure has both products <i>and</i> categories sitting at the same level, you can add 2 of these widgets to the page template. Use one widget to display Subcategories, and the other to display Products.</p>	Default is: Products OR Subcategories	4.01+
Show Subcategories?	<p>If a site has both products AND categories at the same level, add this widget to the page template twice.</p> <p>Use one widget to display categories by ticking this setting.</p>	Default is: ticked Untick to disable	Up to 4.01
Show Products?	<p>If a site has both products AND categories at the same level, add this widget to the page template twice.</p> <p>Use one widget to display products by ticking this setting.</p>	Default is: ticked Untick to disable	Up to 4.01
Use Infinite Scrolling?	Determines whether the next lot of content (e.g. products) is loaded automatically as the user scrolls down the page.	<p>Please note - Infinite Scrolling is only supported for this widget on category browse and product search pages.</p> <p>Default is: unticked Tick to enable</p>	3.80
Infinite Scrolling			
Infinite Scrolling Loading Text	The text displayed while additional content is loading.	Default is: Loading more...	3.80
Enable Click To Show More	Allows the user to control the display of additional products when infinite scrolling is in use. Rather than automatically displaying more content, the user clicks a 'show more' button to load it.	Default is: ticked Untick to disable	3.87

Click To Show More Products Button Text	The text displayed on the 'show more' button.	Default is: Show More Products	3.87
Pre-Load Data	Enables the pre-loading of product data before the page has been scrolled or the user has clicked the button to show more.	Default is: unticked Tick to enable	3.87
Notifications			
Filter No Results Message Text	The message displayed when the user has selected filter options which return 0 results.	Default is: Your current filter has returned no results	3.88
Search No Results Message Text	The message displayed when the user has searched using terms which return 0 results.	Default is: Your search has returned no results	3.88
Favourites No Results Message Text	The message displayed when the user navigates to the Favourites page but has 0 products in their favourites list.	Default is: You currently have no favourites. Please click the star icon when browsing to add to your favourite products.	3.88
Prior Purchases No Results Message Text	The message displayed when the user attempts to search within Prior Purchases, but has no prior purchase data.	Default is: You have no prior purchases.	3.88
Campaign Code No Results Message Text	The message displayed when the user searches a campaign which contains 0 products.	Default is: The provided Campaign Code does not contain any products.	3.88

Other Widgets

- [Order Payment Links Form Widget](#) — Renders an order details stepper with an order form that can be automatically populated with query strings, and/or manually entered by the user. The form doesn't validate the order details are accurate in order to stay both secure and accessible to unauthenticated users.
- [Magic Link Authentication Message Widget](#) — Renders the Magic Link authentication message.
- [CUSTOM_Side by Side Content Tiles Widget](#) — Renders two side by side content tiles in a zone with widget options for selecting or adding background colour, image, text and link/button positioning.
- [Stock Dialog Widget](#) — Displays the Stock to Receive Detail dialog window.
- [Stock to Receive Widget](#) — Displays the Stock to Receive page.
- [Stock Levels Widget](#) — Displays Stock Levels page.
- [Order Declined Pending 3rd Party Installment Msg Widget](#) — Renders the message body for the email sent when the user selects to sign up and pay with a Buy Now Pay Later provider but approval is subject to further checks.
- [Order Field Static Widget](#) — Renders an additional order field in email templates.
- [Online Quote Validation Widget](#) — Renders the appropriate message to the user after the current status of an online quote accessed via an email link is validated.
- [Header Level Cost Centre Widget](#) — Renders the cost centre input field on the order header in the shopping cart.