

Credit Card Surcharges

Overview



Unknown macro: 'multiexcerpt'



Credit Card Surcharges and eWAY

If you are using the eWAY payment gateway and want to add credit card surcharges, your website must be using the [Responsive Shared Page method](#). For assistance, [consult Commerce Vision](#).

The screenshot shows the eWAY payment interface. At the top is a blue bar with the 'Payment' icon and label. Below this is a navigation bar with tabs: 'Account', 'Credit Card' (selected), 'PayPal', 'BPay', 'Request Quote', and 'zipMoney'. The 'Cards Accepted' section displays the VISA logo. The 'Card Number' field contains the digit '4'. The 'Card Expiry Date (MM/YYYY)' field has two dropdown menus, both labeled 'Sele...'. A red circle highlights a blue information banner that reads: 'This card attracts a 1.5% surcharge for a total of \$34.95.' Below this, the 'Card Security Code (CCV)' field contains 'XXX'. The 'Name On Card' field contains 'Firstname Lastname'. There is a checkbox for 'Remember Card Details'. At the bottom, a green button labeled 'Process Payment' is visible. A light blue banner at the bottom of the form contains the eWAY logo and text: 'Your credit card payment will be conducted directly via the eWay Rapid API Version 3 payment facility over a Secure Socket Layer (SSL) connection. BPD UAT does not store Credit Card information, or have access to your Credit Card details. To View our policy on returns, refunds and deliveries, or for contact information, please visit our [Frequently Asked Questions](#)'.

Step-by-step guide

1. In the CMS, navigate to **Settings Settings**.
2. Select the **Orders** tab.
3. Select the **Credit Cards** tab.
4. Scroll to the **Credit Card Charges / Discounts** section.
5. Click **'New'**.
6. Enter a **Marketing Flag**:
 - Use '%' to apply the surcharge to all customers, or
 - Enter a specific marketing flag from your ERP to charge only a particular customer group.

7. Enter a charge **Description** - this will appear against the charge on the order confirmation page and email. I will also be the charge description on the sales order when it integrates to the ERP.
8. Enter the **Charge / Discount Percentage**:
 - To apply a **charge**, enter a **positive** percentage value.
 - To apply a **discount**, enter a **negative** percentage value.
9. Enter the **Charge Type** - this is the ERP charge type applied to the sales order.
10. Select which type of payments the surcharge **Applies To**:
 - **Please Select** - both orders and invoice payments.
 - **Orders** - applies to orders only.
 - **Account Payments** - applies to account payments only.
11. Nominate which value the **Charge / Discount is based on**:
 - **Order Total** - the total order value including any discounts (from Promotion Codes) and charges (Freight Charge, Minimum Order Charge).
 - **Order Total Less Charges** - the total order value only.
12. Select the **Payment Method** this charge applies to. You can **nominate a payment type** (e.g. 'Credit Card - MasterCard'), or leave on **Please Select** to apply the surcharge to **all** payment types.

13. Click '**OK**' to save.

Credit Card Charges/Discounts

Marketing Flag	Description	Charge or Discount	Applies To	Charge Option	Payment Method
%	AMEX surcharge	3.00		OTLC	Credit Card - Amex
A/01	Demo surcharge description	1.50		OT	Credit Card - Visa

Modify : New : Delete

2 records. (1 page)

Marketing Flag : %

Description : AMEX surcharge

Charge / Discount Percentage (negative for discount) : 3.00

Charge Type : 7

Applies To (blank for all) :

Charge / Discount based on : Order Total less Charges

Payment Method (blank for all) : Credit Card - Amex

Additional Information










Unknown macro: 'multiexcerpt'



Unknown macro: 'multiexcerpt'

Minimum Version Requirements

	 Unknown macro: 'multiexcerpt'
Prerequisites	 Unknown macro: 'multiexcerpt'
Self Configurable	 Unknown macro: 'multiexcerpt'
Business Function	 Unknown macro: 'multiexcerpt'
BPD Only?	 Unknown macro: 'multiexcerpt'
B2B/B2C/Both	 Unknown macro: 'multiexcerpt'
Third Party Costs	 Unknown macro: 'multiexcerpt'

Related help

- [Release Payments](#)
- [Accertify Fraud Check JSON Data Fields](#)
- [Accertify Fraud Check Integration](#)
- [Accertify API Responses](#)
- [Accertify-Braintree Response Mapping](#)