



## zip Version 2 available

The latest API version (V2) by payment provider - Zip, is now available. V2 does away with the need to choose between displaying ZipMoney and ZipPay branding assets on your site. Instead, one single 'zip' logo and associated tag lines and links now cover both of Zip's payment options and others added in the future. Configuring V2 has been integrated and streamlined in the CMS, making it a quick and easy process.

### Examples

The image displays two examples of Zip V2 branding. The top example is a login form with the Zip logo at the top, followed by the text 'Welcome Back' and 'Sign in with your Zip account.' Below this are input fields for 'Email Address' and 'Password', with links for 'Reset password' and 'New Here? Create account'. A blue 'Sign In' button is at the bottom. The bottom example is a payment section titled 'PAYMENT' with three tabs: 'Credit Card', 'PayPal', and 'Zip'. A red arrow points to the 'Zip' tab. Below the tabs, the Zip logo is shown with the tagline 'own it now, pay later', a link to 'Terms & Conditions', and a red 'PAY WITH ZIP' button. At the bottom, a banner features the Zip logo, the text 'own it from \$10/wk', and a link to 'learn more'.


  
**Welcome Back**  
Sign in with your Zip account.  
  
  
[Reset password](#) [New Here? Create account](#)  
Sign In


 **PAYMENT**  

Credit Card

PayPal

Zip

  
own it now, pay later  
[Terms & Conditions](#)  
PAY WITH ZIP

 | own it from \$10/wk [learn more](#)

For more on Zip, see [Buy Now](#), [Pay Later](#) - Zip.