


Email Credit Card Verification Link Widget




Widget Use

Adds credit card verification instructions in order confirmation and verification reminder emails, and includes a link to the validation page.

Example of Widget Use

Following is an example of the widget in use:

 Commerce Vision BPD



Order Pending #46738

This order requires validation, which must be done by 13/12/2020. Click [here](#) to validate the order.

Order Summary

	Price	Total
--	-------	-------

Where can the Widget be placed?

The widget can be used in the following templates:

- Any Email Template



This widget is used with Credit Card Verification feature. It is usually inserted in email templates that output emails relevant to this feature, e.g., Credit Card Verification Order Confirmation Email, Credit Card Verification Reminder Email.

Widget Options

Option	Use	Comments	Available from Version
Description	A short description of the widget's use.	We recommended this field be updated so the widget's purpose is clear at a glance from the template page.	All
Layer	The layer the widget is valid for.	<p>The layering technology allows for the content to be shown to specific audiences.</p> <p>This is handy if the content is only valid for a certain type of user, or if the same widget is required for more than one audience, but different configuration is needed.</p> <p>The widget can be added to the zone more than once and the layer feature can determine which audience can see each widget.</p>	All

Order Validation Link	Adds instructions about credit card verification in the confirmation email	<p>Default: This order requires validation, which must be done by {0}. Click here to validate the order.</p> <ul style="list-style-type: none"> {0} = the date by which the user has to verify their credit card before the order is cancelled. This is automatically calculated from the value entered in 'Days to Hold Order' in Credit Card Verification settings. 'here' - is a link to the verification page. <p>Click Tools Source Code to access the HTML source code box. Add the URL for the page, then click Save.</p> <div> <div>HTML source code</div> <pre> 1 This order requires validation, which must be done by {0}. Click here to validate the order. </pre> </div>	4.19
-----------------------	--	--	------

Related Help

- [Email Credit Card Verification Link Widget](#) — Adds credit card verification instructions in order confirmation and verification reminder emails, and includes a link to the validation page.
- [Add Credit Card Verification](#) — Configure settings for the system's built-in credit card verification security feature. (For Eway and Braintree Payments.)