

What is a Template?

- [Overview](#)
- [Example of Output](#)
- [Where to find a Page or Template](#)
 - [Put a template on your Favourites list](#)
- [View and Edit a Template or Page](#)
- [Additional Information](#)
- [Related help](#)

Overview

Each page of your BPD website is based on a template, and each template is broken up into sections called 'zones'. This design gives the site its structure AND allows page content to be shrunk, expanded and customised depending on the look and feel desired and device used.

There are 5 template types:

1. **Theme Layout** - site header and footer content, as well as overall look and feel. See [What is the Theme Layout?](#) for more detail.
2. **Standard Templates/Pages** - core templates/pages common to all sites, such as the Cart, Product Detail, and Order History.
3. **Custom Pages** - content pages unique to your site. This might be your FAQs, About Us, or Terms & Conditions.
4. **Emails** - customisable email templates for communications such as Order Confirmation, Order Shipped, or New User Registration.
5. **Articles** - customisable templates for newsletters and other suitable content such as blogs and FAQs.



New to templates?

Watch the introductory [video about Pages and Templates](#) and how they work.

Example of Output

Standard and Custom page templates are rendered within the 'Content' zone of the Theme Layout. This means they are wrapped by the theme's header and footer zones.

You can see an example of this in the image below. The highlighted area is the Product Detail Template. The dimmed area at the top is the [Theme Layout's](#) Top Bar, Header, and Navigation zones.


[Facebook](#)
[Twitter](#)
[Google Plus](#)
[Pinterest](#)
[LinkedIn](#)

[Sports & Outdoors](#)
[Work Clothing](#)
[Office Products](#)
[Early Childhood](#)
[Office Furniture](#)

[Sports & Outdoors](#)
[Fitness](#)
[Exercise Machines](#)
[StairMaster SCS Climber](#)

StairMaster SC5 Climber

Product Code: CV102



\$4600.00

inc GST

or 4 payments of \$1150.00 with [afterpay](#)

[Learn more](#)

✓ In Stock

1

+

-

[Add to cart](#)

[Check out with PayPal](#)

Qty in cart: 0

Rating


[Read Reviews \(0\)](#)
[Write A Review](#)

Description


- Handrails are ergonomically designed, which means users experience a natural movement that minimizes impact.
- Quieter step design improves fluidity of stepping motion and provides added cushion for joints.
- Upgrade your console with a either a 10" Touch Screen or a 10" Touch Screen with NTSC TV Tuner.
- One-Piece soft pedals offer the ultimate in stepping comfort.
- Independent pedal geometry with four-bar linkage keeps pedals level ensuring a safe, biomechanically correct movement.
- Water bottle holder combined with an accessory tray for personal items such as an MP3 player.
- Staircase revolves at speeds varying from 24 to 174 steps per minute.
- Polar compatible Telemetry Heart Rate monitoring.

Warranty Information

Product Code: CV102



\$4600.00 inc GST

or 4 payments of \$1150.00 with **afterpay**  [Learn more](#)

 In Stock

1	$\frac{+}{-}$
---	---------------

[Add to cart](#) [Check out with PayPal](#)

Qty in cart: 0

Rating

[Read Reviews \(0\)](#) [Write A Review](#)

Description

- Handrails are ergonomically designed, which means users experience a natural movement that minimizes impact.
- Quieter step design improves fluidity of stepping motion and provides added cushion for joints.
- Upgrade your console with a either a 10" Touch Screen or a 10" Touch Screen with NTSC TV Tuner.
- One-Piece soft pedals offer the ultimate in stepping comfort.
- Independent pedal geometry with four-bar linkage keeps pedals level ensuring a safe, biomechanically correct movement.
- Water bottle holder combined with an accessory tray for personal items such as an MP3 player.
- Staircase revolves at speeds varying from 24 to 174 steps per minute.
- Polar compatible Telemetry Heart Rate monitoring.



Warranty Information

Where to find a Page or Template

A screenshot of the Joomla! administrator interface showing the 'CONTENT' menu. The 'Content' option is selected and highlighted in yellow. A sub-menu is displayed to the right, listing 'Pages & Templates', 'Emails', 'Articles', 'Banners', and 'Flyers'. The 'Articles' option is highlighted in a dark green color.

 Content

Advanced Content

 Navigation File Manager

 [Style Guides](#)

- › Pages & Templates

› Emails

Articles

➤ Banners

➤ **Flyers**

Once you select one of the submenu items, you can find the page template you're after. Let's click on 'Pages & Templates' to see all template categories under it.

Pages & Templates

Search for a page/template...

Add Page

My Favourites

- Accounts (10)
- Article Template Override (2)
- Article Template Override Master (1)
- Articles (3)
- Checkout (17)
- Orders (23)
- Product (1)
- Products (16)
- Reports (2)
- Custom Pages (51)
- Theme Layout (1)
- Other Pages & Templates (6)

Pages & Templates submenu

Click on a sub-menu. The all-important Theme Layout is also found here.

Search for a template by name

Add a new page

Selecting one of the categories, let's say 'Checkout', will display all pages and templates for the Checkout function.

Pages & Templates

Search for a page/template...

My Favourites (1)


- Accounts (10)
- Article Template Override (6)
- Article Template Override Master (6)
- Articles (3)
- Checkout (16)**
- Orders (26)
- Products (16)
- Reports (2)
- Custom Pages (14)
- Theme Layout (1)
- Other Pages & Templates (8)

Checkout Templates and Pages

Name	Options
Account Payment Confirmation Template	Edit
Cart	Edit
Cart Summary Order Lines Info	Edit
Checkout	Edit
Checkout Quote	Edit
Credit Card Verification Amount	Edit
Enhanced Order Account Switching	Edit
Guest Checkout	Edit
Order Confirmation Page	Edit
Order Lines Info	Edit

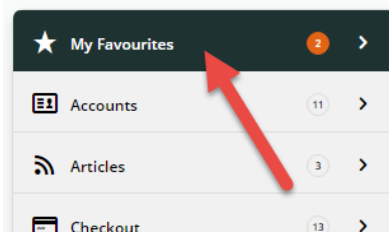
A template or page can be edited

Put a template on your Favourites list

If there are templates that you access on a regular basis, you may want to set it as a Favourite. To do this, just click the star icon  next to a template. A template added to your Favourites list is marked by a yellow star:

 **Product Campaign** 

The template can now be accessed from the My Favourites tab.



Name	Options
★ Product Campaign	Edit
★ Product Detail	Edit



More about Favourite Templates...

Watch a video that shows you how to add a template to 'My Favourites'.

View and Edit a Template or Page

When you click **Edit** for a Template or Page, you will see that an Edit Template page is divided into 3 panels:

1. **Widget Layout** - where you can add, edit, enable/disable, move, and delete widgets in a number of zones.



More about Zones...

Watch a video that takes you through [what zones are](#).

2. **Layout** - where a visual representation of the zones for the page/template is displayed and can be edited.



More about Layouts...

Watch a video on [what layouts are](#) and how you can edit them.

3. **Filters** - where you select/deselect device types that access this page/template.

So now you know what a page/template is on your BPD website. There are specific help pages available to help you optimise the 'look and feel' of pages and templates to suit your business and :

- Widgets - [What is a widget?](#)
- Layouts - [Layout Creator](#) (and if you want to create your own layouts, see the guide [Custom Layout Creator](#)).
- Filters - [Device type options](#)

Additional Information

It's good practice to test changes on your Stage site first, before overhauling layouts in your live environment!

Minimum Version Requirements	**.*.* **
Prerequisites	--
Self Configurable	Yes
Business Function	Site Structure
BPD Only?	Yes
B2B/B2C/Both	Both
Third Party Costs	n/a

Related help

- [What is the Theme Layout?](#)
- [Getting Started with the CMS](#)