








B2C Registration Verification Required Email Widget

Widget Use

Creates the content of the email notifying a B2C user they have to authenticate their email address after they register on your site.

Example of Widget Use

 Commerce Vision BPD



Hi Jane

Thank you for registering for 427 Upgrade Testing on Wednesday, 9 June 2021 10:15:26 (GMT +10:00). Please click on the link below to verify your email address.

[Verify Email Address](#)

For your security, this link will expire 5 minutes from now from the time this email is sent.

Phone: (07) 3369 3733
Fax: (07) 3891 3996

<https://427.commerce.vision>
Copyright © 2021 427 Upgrade Testing. All rights reserved.

Where can the Widget be placed?

The widget can be used in the following templates:

- B2C Registration Verification Required Email

Widget Options

Option	Use	Comments
Description	A short description of the widget's use.	We recommend this field be updated so the widget's purpose is clear at a glance from the template page.
Layer	The layer the widget is valid for.	<p>The layering technology allows for the content to be shown to specific audiences.</p> <p>This is handy if the content is only valid for a certain type of user or if the same widget is required for more than one audience but different configurations.</p> <p>The widget can be added to the zone more than once and the layer feature determines which audience can see each widget.</p>

Include Surname	Determines whether the Surname of the user is included when they are initially addressed	<p>Default: disabled</p> <p>Tick to enable</p>
Verification email message	The main message of the email	<p>Default: 'Thank you for registering for {0} on {1} {2}. Please click on the link below to verify your email address.'</p> <p>Placeholders:</p> <p>{0} - name of your business or online store</p> <p>{1} - date</p> <p>{2} - time</p> <p>Hi Jane</p> <p>Thank you for registering for 427 Upgrade Testing on Wednesday, 9 June 2021 10:15:26 (GMT +10:00). Please click on the link below to verify your email address.</p>
Verification Link Timeout Message	The text that informs the user they must click on the verification link within a set number of minutes before the link expires	<p>Default: 'For your security, this link will expire {0} from the time this email is sent.'</p> <p>{0} - the number of minutes set when Registration Verification options were configured.</p> <p>For your security, this link will expire 5 minutes from now from the time this email is sent.</p>
Verification Link Label	The text for the verification link the user clicks on	<p>Default: 'Verify Email Address'</p> <p>Verify Email Address</p>

Related help

- [B2C User Registration with Email Verification](#)

Related widgets

- [B2C Registration Verification Notification Widget](#)

- [B2C Registration Verification User Notification Email Widget](#)