

# Braintree Credit Card Settings



## Braintree Payments

See: [documentation](#) on Braintree Payments for other help topics.

### On this page:

- [Configure Credit Card Settings](#)
- [Test Credit Card Gateway](#)
- [Additional Information](#)
- [Related help](#)

Commerce Vision's Braintree Payments gateway is integrated to accept Visa, Mastercard and American Express. Specific settings for each credit card type are not required as they are managed within Braintree.

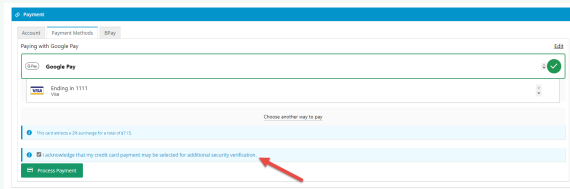
Credit cards processed by the Braintree gateway are found under the Payment Methods tab in the Payment panel. It is possible to have a non-Braintree credit card gateway active at the same time unless payment processing is set to Braintree only.

[Vaulting options](#) are also available for credit cards.



## Credit Card Verification

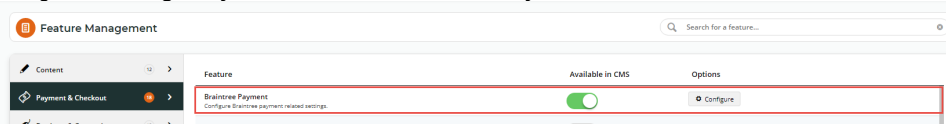
You can add Commerce Vision's builtin credit card verification process to check validate credit card ownership. This is available for credit card transactions and cards used with Google Pay and Apple Pay through the Braintree gateway. See: [Credit Card Verification](#).



## Configure Credit Card Settings

To configure Braintree Credit Card Settings:

1. Navigate to **Settings Payment & Checkout Braintree Payment**.



2. If the **Available in CMS** toggle is not enabled, toggle it ON.
3. Click **Configure**.

4. Scroll down to **Credit Card Settings**.

**Credit Card Settings**  
Specify the credit card Settings

☒
Enable Credit Card

Overrides 0

☒
Allow Vault Credit Card

Overrides 0

☒
Allow Vault Credit Card Override

Overrides 0

☒
Require Credit Card Holder Name

Overrides 0

5. **Enable Credit Card** - toggle ON to offer payment by credit card through the Braintree gateway. When enabled, the Payments panel in the checkout page displays 'Pay with card' as an option. Logos of currently accepted credit cards are automatically listed.

Payment

Payment Methods
Credit Card
PayPal
BPay

Pay with card

Card Number

Expiration Date (MM/YY)

CVV (3 digits)

VISA

MCC

AMERICAN EXPRESS

6. **Allow Vault Credit Card** and **Allow Vault Credit Card Override** work together to determine the default vaulting setting and whether Users are permitted to override it.
- Allow Vault Credit Card** sets the default vaulting option when a credit card is used successfully. Toggle ON to vault a card by default.
  - Allow Vault Credit Card Override** allows the User to override the default option set in **Allow Vault Credit Card**. If toggled ON, a **Save card** checkbox is displayed for the User to override the default. Whether the checkbox is preselected or not depends on what has been set as the default.

Pay with card

Card Number

Expiration Date (MM/YY)

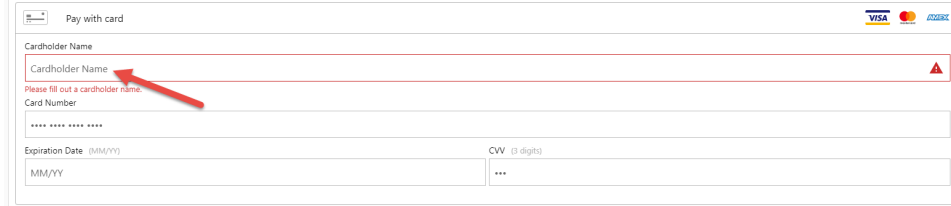
CVV (3 digits)

☒ Save card

This table summarises the four possible vaulting configurations:

	Allow Vault Credit Card	
Allow Vault Credit Card Override	ON	OFF
ON	<b>Default vaulting:</b> yes <b>Checkbox:</b> displayed, not ticked <ul style="list-style-type: none"> <li>A card will be vaulted by default unless the User unticks the checkbox.</li> </ul>	<b>Default vaulting:</b> no <b>Checkbox:</b> displayed, ticked <ul style="list-style-type: none"> <li>A card will not be vaulted by default unless the User ticks the checkbox.</li> </ul>
OFF	<b>Default vaulting:</b> yes <b>Checkbox:</b> not displayed <ul style="list-style-type: none"> <li>A card will be vaulted by default. The User cannot override this.</li> </ul>	<b>Default vaulting:</b> no <b>Checkbox:</b> not displayed <ul style="list-style-type: none"> <li>A card will not be vaulted. The User cannot override this.</li> </ul>

7. **Require Credit Card Holder Name** - Toggle ON if the cardholder's name must be entered during the payment process. **TIP** - If this setting is OFF, the Cardholder Name is left blank in the transaction record in your Braintree account .



8. To save your settings, click **Save**.

## Test Credit Card Gateway

You can test the sandbox environment using specific credit card numbers. See: [Braintree Test Credit Card Numbers](#)

## Additional Information

<b>Minimum Version Requirements</b>	4.31
<b>Prerequisites</b>	Braintree Account, third party payment accounts
<b>Self Configurable</b>	Yes
<b>Business Function</b>	Payment Types
<b>BPD Only?</b>	Yes
<b>B2B/B2C/Both</b>	Both
<b>Third Party Costs</b>	Fees may apply

## Related help

- [Braintree Payments](#)
- [Braintree Vaulting](#)
- [Braintree Payment Settings](#)
- [Braintree PayPal Settings](#)
- [Braintree Google Pay Settings](#)
- [Braintree Apple Pay Settings](#)
- [Braintree Payments - Credit Card Data Flow](#)
- [Braintree Test Credit Card Numbers](#)